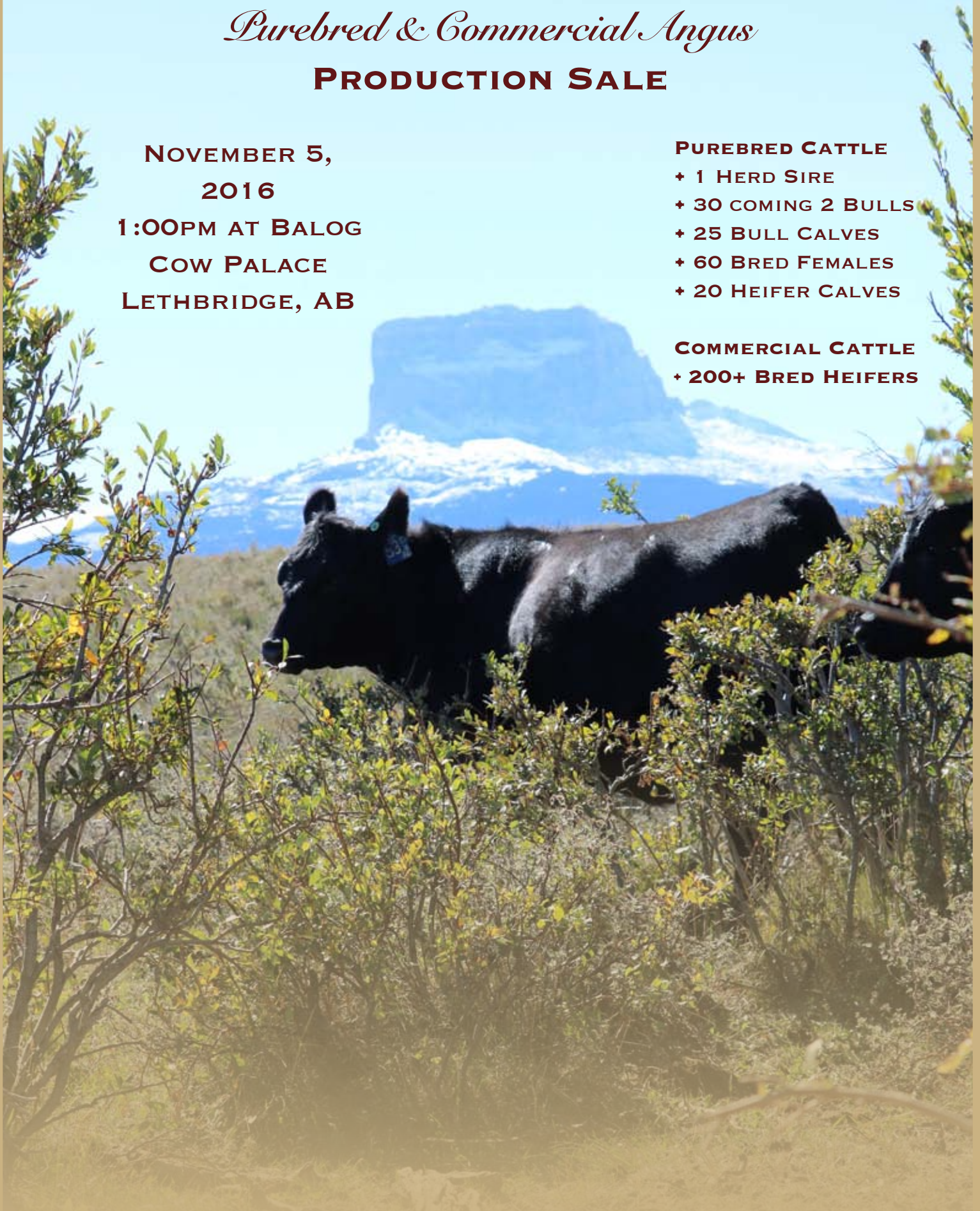


RAFTER LAZY S
Purebred & Commercial Angus
PRODUCTION SALE

**NOVEMBER 5,
2016
1:00PM AT BALOG
COW PALACE
LETHBRIDGE, AB**

PUREBRED CATTLE
+ 1 HERD SIRE
+ 30 COMING 2 BULLS
+ 25 BULL CALVES
+ 60 BRED FEMALES
+ 20 HEIFER CALVES


COMMERCIAL CATTLE
+ 200+ BRED HEIFERS





Rafter Lazy S Livestock Co.

Rob and Heather started Rafter Lazy S Ranch in the early 90's with a few commercial cows. In 2002, they bought a small place in Beazer, AB and traded their cows in for bison. They were in the bison business until 2007 when an opportunity arose in BC. The family moved Beaverdell, BC and went to work for Wayne Fipke and David Lyons managing Buck Lake Ranch. Wayne taught Robert about purebred Black Angus, EPDs, successful lineages, and the beauty of working with a wonderful breed. While Beaverdell wasn't for us, working with Black Angus Cattle became a part of our lives.

 *Robert purchased his first 30 Black Angus cows from Scott Sewall, a couple from Willabar Angus, and many from Buck Lake Ranch. This began our Angus Adventure. Our small herd grew as we learned about AIing, scanning, record keeping, and the Angus business. Our focus has been on AIing to bulls that show an accuracy of traits based on EPDs, increase the \$\$ of beef, and provide us with animals that have a sound structure.*

The majority of our herd has the ability to 'look after themselves' at calving time. We rarely take an animal through the barn. This was out of necessity as for many years, Rob and Heather worked off the ranch and the cows 'raised themselves, and their calves'.

It has been difficult to come to terms with the reality that it's time to have a production sale. Unfortunately the land base doesn't grow as quickly as the Angus herd does. Each animal has a story, and a history known mostly by Robert and Michaela.

After five years of building our herd, we would like to offer you some of our best Black Angus animals.



Thanks to our family for the support provided in running our ranch. There are many weekends when our kids, Michaela and Regan Evanson, and Karlee and Brad Guzzi, come out and help with the cattle. As well, Robert and his dad, Gerald, have worked together ranching from the time Robert could get on a horse.





RAFTER LAZY S

Purebred & Commercial Angus

November 5, 2016 ~ 1:00pm
at the Balog Cow Palace in Lethbridge, AB

PRODUCTION SALE

On Offer...

- 1 Herd Sire
- 30 Black Angus Coming 2 Bulls
- 25 Black Angus Bull Calves
- 60 Bred Black Angus Females
- 20 Black Angus Heifer Calves
- 200+ Bred Commercial Angus Heifers

Sale Day Phones...

Robert Schmitke 403-892-5049
 Robert Balog 403-382-5727
 Brad Balog 403-642-7444
 Louis Balog 403-331-0611



Sales Staff...

Robert Balog, Auctioneer 403-320-1980
 Brad Balog, Ringman 403-642-7444
 Louis Balog, Ringman 403-331-0611
 Mark Lenz 403-330-7600
 Mark Shologen, DMLS 780-699-5082
 Whitney Bosovich, DMLS 780-991-3025

Insurance...

Maureen Balog 403-320-1980

Lunch...

On us, in the Balog Cow Palace before the sale at 11:30 am.

Special thanks to caterer Gerry-Joe.

Elite Dams...

The Canadian Elite Cow Report is an effort to identify superior cow in the Angus breed. Emphasis is placed on early puberty, breeding and early calving, followed by regularity of calving interval and above-average performance of the off spring. The Elite Cow Report requires a cow to have a minimum of five calves to determine her regularity of calving ability to consistently produce calves with a superior weaning weight year after year.

Rafter Lazy S Livestock

Robert and Heather Schmitke
 Box 4 Site 4, Cardston, AB T0K 0K0
 Cell: 403-892-5049
 Email: rafterlazys@gmail.com
 See Catalog on-line at www.rafterlazys.ca

Internet Bidding Available

D | L | M | S

www.dlms.ca

For more information Call DLMS Reps:
Mark Shologen 780.699.5082
Whitney Bosovich 780.991-3025



Expected Progeny Differences (EPDs)

Expected Progeny Differences (EPDs) are the most powerful genetic tool we have for selecting the best animals for your breeding program. EPDs are values that predict how the future progeny of an animal will perform relative to the progeny of other animals in the same breed. They are expressed in the units of that particular trait. EPDs are based on pedigree information and performance data such as weight information and are then compared to other animals within a contemporary group. The different traits are adjusted to a standard age to ensure that all animals are equal when they are compared.

EPDs:

- allow breeders to estimate a young animal's breeding value - that animal's value as a parent
- allow a fair comparison of breeding value by removing environmental bias such as climate, feed and special management
- the best tool available to compare animals between herds, countries and year of birth
- help breeders make informed decisions regarding breeding stock selection by evaluating numerous traits such as

#1 Growth Related Traits (WW, YW, CW, Milk)

Weaning Weight (WW) Expressed in pounds, is a predictor of an animal's ability to transmit weaning growth to their progeny in relation to other animals.

Yearling Weight (YW) Expressed in pounds, is a predictor of an animal's ability to transmit yearling growth to their progeny in relation to other animals

Milk Expressed in pounds, is a predictor of the milking ability in an animal's daughters, representing the difference in weaning weights of calves due to the amount of milk produced by their mothers.

Total Maternal (TM) Combines the Weaning Weight and Milk EPD's with half of the WW EPD added to the Milk EPD.

Carcass Weight (CW) is expressed in pounds predicting the differences in the average carcass weight of sire progeny.

#2 Reproductive Traits (BW, CE, MCE)

Birth Weight (BW) expressed in pounds is a predictor of an animal's ability to transmit birth with to their progeny.

Calving Ease (CE) the average difference in ease with which an animal's calves will be born when he is bred to first calf heifers, a higher number indicates a higher probability that his calves will be born unassisted.

Maternal Calving Ease (MCE) Predicting the average calving ease with which an animal's first calf will calve when compared to daughters of other animals.

3 Carcass Related Traits (Fat, REA, %IMF)

Rib Fat An external fat measurement taken between the 12th and 13th rib - the location a carcass would be split into quarters in the cooler reported in inches.

Ribeye Area (REA) An area measurement taken of the longissimus dorsi, or ribeye muscle - reported in square inches. The REA score is reported as sq. in. per 100 lbs of body weight.


Rump Fat An external fat measurement taken from an image collected between the hooks and the pins of the animal, reported in inches. The rump fat measurement coupled with the rib fat measurement is used to determine more accurately the overall external body fat.

Intramuscular Fat (%IMF) This measurement determines the amount of fat within the muscle (similar to marbling) and is reported in "%."

The Angus Associations, both AAA and CAA have adopted the CUP (Centralized Ultrasound Processing) Program for Ultrasounding Carcass Data and are using this information for formulating Carcass EPDs.



RLS 77C out at pasture



Rafter Lazy S Give-Away Heifer

RLS Blackbird 79D

Female RLS 79D 7 Apr 2016 1938928

BW	Act WW
68 lbs	565 lbs



CONNELY EARNAN 076E

SIRE: RLS EARNAN 14B

PAMELA OF BUCK LAKE 116X

BAD LANDS AMBUSH 37N

DAM: SANDY CREEK BLACKBIRD 82W

SANDY CREEK BLACKBIRD 36'00

CONNELY CONSENSUS

BRAZILA OF CONANGA 3991 839A

G A R PREDESTINED

BASIN PAMELA S305

HIGH VALLEY 4C6 AMBUSH

BAD LANDS LADY 805H

N BAR EMULATION EXT

SANDY CREEK BLACKBIRD 22'97

BW	WW	YW	Milk	TM	CE	MCE	REA	Marb	Fat
+0.4	+43	+76	+14	+36	+3.5	+10.5	+0.18	+0.50	+0.033



We want a way to support youth that are interested in getting into, or are already building their cattle herd...what better way than to provide someone with a 'two for one' deal. While all purchasers have their name entered, we want to give young people twice the opportunity to win.

For each registered angus heifer purchased, the purchaser's name goes into a draw for an additional registered angus heifer. If the purchaser is under 18 years of age, then their name goes into the draw twice.

Rafter Lazy S Pot of Gold Bull



At the end of the sale, 1% of the bull purchases will be drawn for. The purchaser's name will be entered when you purchase one of our bulls.

Robert Schmitke petting our very quiet coming 2 year old bull 61C.

Rafter Lazy S Charity Heifer

RLS Ten Percent Erica 7D

Female RLS 7D 1 Mar 2016 1928957

BW	Act WW
60 lbs	575 lbs



A A R TEN X 7008 S A
SIRE: S A V TEN PERCENT 3085
 S A V EMBLYNETTE 1314
 HF CONSENSUS 235Y
DAM: RLS ELINE ERICA 1B
 BKLK ELINE ERICA 150X

MYTTY IN FOCUS
 A A R LADY KELTON 5551
 S A V FREE SPIRIT 8164
 S A V EMBLYNETTE 5622
 CONNEALY CONSENSUS 7229
 HF TIBBIE 1W
 S A V NETWORTH 4200
 STEVENSON ELINE ERICA 407S

BW	WW	YW	Milk	TM	CE	MCE	REA	Marb	Fat
+1.6	+61	+117	+28	+59	+3.5	+8.0	+0.49	+0.77	+0.010

The Heifer That Keeps On Giving...



When we were deciding to have the production sale, we were looking at ways to benefit our local communities, as well as ways to peak the non-ranching, beef-eating public interest in ranching. We came up with the idea of providing an Angus heifer to sell, with proceeds given to charity and the animal given to the buyer.

What if the buyer is from the city, or has no where to take this heifer? Robert will continue to feed the animal to maturity, breed her to the buyer's choice of bulls - AI bull, or pasture bull, and calve her. Then the buyer decides what to do with future offspring – build a small herd, or have beef for their freezer. The buyer will be responsible for all costs associated with raising the heifer, feed, AI, veterinary costs, and so on. In a sense, she is the heifer that keeps on giving...

Quality food is vital, and knowing that your food is produced in a manner that you agree with is important... our cattle are pasture raised with care and attention to their needs and in a safe and humane environment.

What are the costs associated with raising a heifer?

Feed and Pasture: \$2.00/day at current feed prices

Veterinary Costs: Variable, depending on the needs of the animal

Breeding Costs: \$50-100 depending on pasture bred or AI bull



LIVESTOCK VETERINARY SERVICES

Drs. Arie Koppe, Betty-Jo Bradley, Melissa Wallace,
Kelli Pinner, Carrie Lubrick, Roberta Templeton
PO Box 1189
Picture Butte, Alberta
T0K 1V0

October 10, 2016

Livestock Veterinary Services is a provider of routine herd health services to the Rafter Lazy S Angus herd. The herd adheres to a vaccination protocol which provides protection for all animals against BVD, IBR, BRSV, PI3, and Clostridial infections. This coverage is obtained through yearly vaccination with Tasvax 8 for the entire herd, Cattle Master Gold FP5 for the mature cow herd, and Bovi-Shield Gold FP5 for heifers and bulls. Additionally the youngstock is also vaccinated for Mannheimia haemolytica through use of Bovi-Shield Gold One Shot.

Breeding soundness evaluation of bulls includes testing semen for sperm motility and morphology, ensuring scrotal circumference is adequate, examining the penis for abnormalities, and assessing that the animals move soundly. The results for each individual bull are documented and available for review.

I have observed the herd to be in good health and body condition. All stock is on a proper mineral and nutritional program. The breeding herd always appears to be comprised of fine quality stock. Temperament of the Rafter Lazy S herd is overall quite docile, which makes working with these cattle a pleasurable experience.

Dr. Kelli Pinner

S



Rafter Lazy S Working Border Collies, who also know how to have a little fun in their down time.

A special thanks to Michaela Evanson for designing and organizing the catalogue with the help of both Heather and Robert to bring everything together.

For catalog design inquiries please contact Michaela at 403-382-1493 or by email: michaela.schmitke@gmail.com



Vision Unanimous 1418



BW	WW	YW	Milk	T. Mat.	CE	MCE	REA	Marb.	Fat
+2.8	+76	+131	+22	+60	+3.0	+2.0	+0.39	+0.67	+0.059

GAMBLES ROYAL FLUSH

SIRE: VISIONTOPLINE ROYAL STOCKMAN

LAGRAND PRIDE 7140

BOYD ON TARGET 1083

DAM: VISION EDELLA 665

VISION EDELLA 337

B C MARATHON 7022

CHAMPION HILL LADY 703

CONNELY LEAD ON

T C PRIDE 8002

S A V 598 BANDO 5175

BOYD FOREVER LADY 7095

SYDGEN ON THE MARK

VISION EDELLA 1045



LOT
1

RLS Ultimate 36C

Male RLS 36C 11 March 2015 1873331

BW
98 lbs

Adj WW
794 lbs

Adj YW
1238 lbs



ACTUAL
LMY 64.1
REA 12.4
% IMF 5.54
Rib Fat 0.21



BW +4.3	WW +72	YW +117	Milk +26	T. Mat. +62	CE -1.0	MCE +3.0	REA +0.22	Marb. +0.96	Fat +0.026
------------	-----------	------------	-------------	----------------	------------	-------------	--------------	----------------	---------------

VISONTOPLINE ROYAL STOCKMAN
SIRE: VISION UNANIMOUS 1418
 VISION EDELLA 665

GAMBLES ROYAL FLUSH
 LAGRAND PRIDE 7140
 BOYD ON TARGET 1083
 VISION EDELLA 337

G A R PREDESTINED
DAM: ANNIE OF BKLK 200X
 ANNIE K OF PEAK DOT 555S

B/R NEW DESIGN 036
 G A R EXT 4206
 S A V 004 PREDOMINANT 4438
 ANNIE K OF PEAK DOT 736P

RLS Ultimate is an excellent bull for the production of top females. He has excellent maternal EPDs, and goes back to Peak Dot and G A R Predestined on his dams side both of which are known for their top female production. Ultimate is also a high dollar beef bull which is reflected by his growth related EPDs, as well as by his weaning and yearling weights. Ultimate is the only coming 2 year old bull out of Unanimous in our sale today and will bring great genetics to your herd for both female and bull production.



LOT
2

RLS Unanimous 19D

Male RLS 19D 4 Mar 2016 1928958

BW
85 lbs

Act WW
646 lbs



VISIONTOPLINE ROYAL STOCKMAN
SIRE: VISION UNANIMOUS 1418
VISION EDELLA 665

GAMBLES ROYAL FLUSH
LAGRAND PRIDE 7140
BOYD ON TARGET 1083
VISION EDELLA 337

HF CONSENSUS 235Y
DAM: BUCK LAKE HEATHER 1025A
BUCK LAKE HEATHER 289X

CONNELLY CONSENSUS 7229
HF TIBBIE 1W
SITZ ONWARD 298S
HEATHER OF PEAK DOT 548S

BW	WW	YW	Milk	TM	CE	MCE	REA	Marb	Fat
+4.0	+73	+122	+23	+58	+4.5	+5.5	+0.34	+0.62	+0.052

LOT
3

RLS Countess 44D

Male RLS 44D 6 Mar 2016 1928899

BW
62 lbs

Act WW
605 lbs



VISIONTOPLINE ROYAL STOCKMAN
SIRE: VISION UNANIMOUS 1418
VISION EDELLA 665

GAMBLES ROYAL FLUSH
LAGRAND PRIDE 7140
BOYD ON TARGET 1083
VISION EDELLA 337

WMR TIMELESS 458
DAM: RAFTER LAZY S COUNTESS 11Z
WILLABAR COUNTESS 43R

LEACHMAN RIGHT TIME 338-5605
WMR BLACKCAP 521
WILLABAR WINDY 107N
WILLABAR COUNTESS 31N

BW	WW	YW	Milk	TM	CE	MCE	REA	Marb	Fat
-1.8	+53	+95	+24	+57	+4.5	+4.0	+0.50	+0.45	+0.050

LOT
4

RLS Unanimous 14D

Male RLS 14D 2 Mar 2016 1922367

BW
73 lbs

Act WW
690 lbs

VISIONTOPLINE ROYAL STOCKMAN
SIRE: VISION UNANIMOUS 1418
VISION EDELLA 665

GAMBLES ROYAL FLUSH
LAGRAND PRIDE 7140
BOYD ON TARGET 1083
VISION EDELLA 337

BAD LANDS AMBUSH 37N
DAM: SANDY CREEK ROYAL LADY 78W
SANDY CREEK ROYAL LADY 80'03

HIGH VALLEY 4C6 AMBUSH
BAD LANDS LADY 805H
TC ADVANTAGE
SANDY CREEK ROYAL LADY 22'01

BW	WW	YW	Milk	TM	CE	MCE	REA	Marb	Fat
+0.5	+52	+96	+19	+45	+6.0	+7.0	+0.22	+0.39	+0.032



LOT
5

RLS Unanimous 33D

Male RLS 33D 6 Mar 2016 1922364

BW
75 lbs

Act WW
715 lbs



VISIONTOPLINE ROYAL STOCKMAN
SIRE: VISION UNANIMOUS 1418
VISION EDELLA 665

WOODHILL MAINLINE
DAM: SANDY CREEK TIBBIE 7/10
SANDY CREEK TIBBIE 63'08

GAMBLES ROYAL FLUSH
LAGRAND PRIDE 7140
BOYD ON TARGET 1083
VISION EDELLA 337

CONNELLY DANNY BOY
WOODHILL BLACKBIRD 1288-138K
BAD LANDS AMBUSH 37N
SANDY CREEK TIBBIE 84'03

BW	WW	YW	Milk	TM	CE	MCE	REA	Marb	Fat
+0.9	+56	+107	+20	+51	+3.5	+4.0	+0.42	+0.46	+0.037

LOT
6

RLS Unanimous 38D

Male RLS 38D 8 Mar 2016 1938944

BW
72 lbs

Act WW
638 lbs

VISIONTOPLINE ROYAL STOCKMAN
SIRE: VISION UNANIMOUS 1418
VISION EDELLA 665

S S OBJECTIVE T510 OT26
DAM: BKLK MOONSHINE 113X
SCR ENCHANTRESS ERICA 60905

GAMBLES ROYAL FLUSH
LAGRAND PRIDE 7140
BOYD ON TARGET 1083
VISION EDELLA 337

S S TRAVELER 6807 T510
S S MISS RITA R011 7R8
RIVERBEND BLUEPRINT L24
SCR ENCHANTRESS ERICA 452

BW	WW	YW	Milk	TM	CE	MCE	REA	Marb	Fat
-0.5	+55	+104	+20	+50	+7.0	+10.5	+0.41	+0.59	-0.015



2016 Bull Calves post weaning.





S A V Prosperity 9131



BW	WW	YW	Milk	T. Mat.	CE	MCE	REA	Marb.	Fat
+4.1	+73	+114	+28	+65	0.0	+8.0	+1.06	+0.54	+0.018

S A V 004 PREDOMINANT 4438

SIRE: S A V PROVIDENCE 6922

S A V MAY 7238

B C C BUSHWACKER 41-93

DAM: S A V EMBLYNETTE 3123

S A V EMBLYNETTE 1177

S A V 8180 TRAVELER 004

S A V EMBLYNETTE 1182

LEACHMAN RIGHT TIME

S A R PROSPECTOR MAY 9142

PARAMONT AMBUSH 2172

R C ANITA T BANDO 918903

S A F 598 BANDO 5175

S A V EMBLYNETTE 7260



LOT 7

RLS Moonshine Prosperity 37C

Male RLS 37C 12 Mar 2015 1823333

BW	Adj WW	Adj YW
89 lbs	676 lbs	960 lbs



S A V PROVIDENCE 6922
SIRE: S A V PROSPERITY 9131
 S A V EMBLYNETTE 3123

S S OBJECTIVE T510 OT26
DAM: BKLK MOONSHINE 113X
 SCR ENCHANTRESS ERICA 60905

S A V 004 PREDOMINANT 4438
 S A V MAY 7238
 B C C BUSHWACKER 41-93
 S A V EMBLYNETTE 1177

 S S TRAVELER 6807 T510
 S S MISS RITA R011 7R8
 RIVERBEND BLUEPRINT L24
 SCR ENCHANTRESS ERICA 452

BW	WW	YW	Milk	TM	CE	MCE	REA	Marb	Fat
+2.6	+61	+107	+23	+54	+4.0	+8.0	+0.78	+0.59	-0.018

LMY	REA	% IMF	Rib Fat
64.2	13.1	4.46	0.22

LOT 8

RLS Peak Prosperity 29C

Male RLS 29C 9 Mar 2015 1873317

BW	Adj WW	Adj YW
86 lbs	766 lbs	1087 lbs



S A V PROVIDENCE 6922
SIRE: S A V PROSPERITY 9131
 S A V EMBLYNETTE 3123

PEAK DOT DYNAMITE 34U
DAM: SANDY CREEK ROYAL LADY 17/10
 SANDY CREEK ROYAL LADY 53'08

S A V 004 PREDOMINANT 4438
 S A V MAY 7238
 B C C BUSHWACKER 41-93
 S A V EMBLYNETTE 1177

 MOHNEN DYNAMITE 1356
 DIVINA OF PEAK DOT 541S
 S A V INITIATIVE 4406
 SANDY CREEK ROYAL LADY 78'03

BW	WW	YW	Milk	TM	CE	MCE	REA	Marb	Fat
+2.3	+65	+104	+22	+55	+3.0	+10.0	+0.72	+0.19	+0.015

LMY	REA	% IMF	Rib Fat
64.5	13.8	2.34	0.23



LOT 9

RLS Prosperity Time 20C

Male RLS 20C 7 Mar 2015 1873316

BW	Adj WW	Adj YW
98 lbs	596 lbs	1332 lbs



S A V PROVIDENCE 6922
SIRE: S A V PROSPERITY 9131
 S A V EMBLYNETTE 3123

WOODHILL MAINLINE
DAM: SANDY CREEK TIBBIE 7/10
 SANDY CREEK TIBBIE 63'08

S A V 004 PREDOMINANT 4438
 S A V MAY 7238
 B C C BUSHWACKER 41-93
 S A V EMBLYNETTE 1177

CONNEALY DANNY BOY
 WOODHILL BLACKBIRD 1288-138K
 BAD LANDS AMBUSH 37N
 SANDY CREEK TIBBIE 84'03

BW	WW	YW	Milk	TM	CE	MCE	REA	Marb	Fat
+3.8	+64	+107	+23	+55	-2.0	+5.0	+0.71	+0.42	+0.012

LMY	REA	% IMF	Rib Fat
64.1	13.8	4.30	0.25



LOT
10

RLS Prosperity 38C

Male RLS 38C 12 Mar 2015 1873308



S A V PROVIDENCE 6922
SIRE: S A V PROSPERITY 9131
VISION EDELLA 665

BAD LANDS BLACKCAP 121L
DAM: SANDY CREEK JANETTE 87W
SANDY CREEK JANETTE 77S

BW	Adj WW	Adj YW
88 lbs	1201 lbs	709 lbs

S A V 004 PREDOMINANT 4438
S A V MAY 7238
B C C BUSHWACKER 41-93
S A V EMBLYNETTE 1177

SPRUCE VIEW ZEB 76N
BAD LANDS BLACKCAP 121L
BAD LANDS AMBUSH 37N
SANDY CREEK JANETE 59'02

BW	WW	YW	Milk	TM	CE	MCE	REA	Marb	Fat
+2.3	+51	+79	+26	+52	+3.0	+7.0	+0.61	+0.14	+0.015

LMY	REA	% IMF	Rib Fat
63.7	14.4	2.82	0.28

LOT
11

RLS Prosperity Time 16C

Male RLS 16C 6 Mar 2015 1873315



S A V PROVIDENCE 6922
SIRE: S A V PROSPERITY 9131
S A V EMBLYNETTE 3123

SANDY CREEK INITIATIVE 52T
DAM: SANDY CREEK EMULOUS 8/10
SANDY CREEK EMULOUS 16'05

BW	Adj WW	Adj YW
92 lbs	596 lbs	1121 lbs

S A V 004 PREDOMINANT 4438
S A V MAY 7238
B C C BUSHWACKER 41-93
S A V EMBLYNETTE 1177

S A V INITIATIVE 52T
SANDY CREEK GERTIE 82'04
BAD LANDS AMBUSH 37N
SANDY CREEK MISS EMULOUS 86'02

BW	WW	YW	Milk	TM	CE	MCE	REA	Marb	Fat
+3.6	+50	+87	+19	+44	+1.0	+8.0	+0.58	+0.20	+0.016

LMY	REA	% IMF	Rib Fat
62.9	13.8	2.99	0.30

LOT
12

RLS Net Prosperity 55D

Male RLS 55D 10 Mar 2016 1924025



S A V PROVIDENCE 6922
SIRE: S A V PROSPERITY 9131
S A V EMBLYNETTE 3123

S A V NET WORTH 4200
DAM: BKLK ELINE ERICA 150X
STEVENSON ELINE ERICA 407S

BW	Act WW
92 lbs	720 lbs

S A V 004 PREDOMINANT 4438
S A V MAY 7238
B C C BUSHWACKER 41-93
S A V EMBLYNETTE 1177

S A V 8180 TRAVELER 004
S A V MAY 2410
VERMILION PAYWEIGHT J847
STEVENSON ELINE ERICA P248

BW	WW	YW	Milk	TM	CE	MCE	REA	Marb	Fat
+5.1	+65	+108	+29	+61	0.0	+8.0	+0.76	+0.58	+0.019



LOT
13

RLS Prosperity 51D
Male RLS 51D 10 Mar 2016 1924014

BW
78 lbs

Act WW
790 lbs



S A V PROVIDENCE 6922
SIRE: S A V PROSPERITY 9131
S A V EMBLYNETTE 3123

S A V 004 PREDOMINANT 4438
S A V MAY 7238
B C C BUSHWACKER 41-93
S A V EMBLYNETTE 1177

PEAK DOT DYNAMITE 34U
DAM: SANDY CREEK ROYAL LADY 17/10
SANDY CREEK ROYAL LADY 53'08

MOHNEN DYNAMITE 1356
DIVINA OF PEAK DOT 541S
S A V INITIATIVE 4406
SANDY CREEK ROYAL LADY 78'03

BW	WW	YW	Milk	TM	CE	MCE	REA	Marb	Fat
+2.7	+67	+110	+23	+52	+3.0	+9.5	+0.66	+0.35	+0.020

LOT
14

RLS Prosperity Time 11D
Male RLS 11D 1 Mar 2016 1922362

BW
80 lbs

Act WW
628 lbs



S A V PROVIDENCE 6922
SIRE: S A V PROSPERITY 9131
S A V EMBLYNETTE 3123

S A V 004 PREDOMINANT 4438
S A V MAY 7238
B C C BUSHWACKER 41-93
S A V EMBLYNETTE 1177

SANDY CREEK INITIATIVE 52T
DAM: SANDY CREEK EMULOUS 8/10
SANDY CREEK EMULOUS 16'05

S A V INITIATIVE 4406
SANDY CREEK GERTIE 82'04
BAD LANDS AMBUSH 37N
SANDY CREEK MISS EMULOUS 86'03

BW	WW	YW	Milk	TM	CE	MCE	REA	Marb	Fat
+2.6	+54	+93	+19	+46	+2.0	+8.5	+0.54	+0.29	+0.017

LOT
15

RLS Prosperity 32D
Male RLS 32D 6 Mar 2016 1924022

BW
82 lbs

Act WW
775 lbs



S A V PROVIDENCE 6922
SIRE: S A V PROSPERITY 9131
S A V EMBLYNETTE 3123

S A V 004 PREDOMINANT 4438
S A V MAY 7238
B C C BUSHWACKER 41-93
S A V EMBLYNETTE 1177

BANDOLIER OF BUCK LAKE 16U
DAM: RAFTER LAZY S RITO CINDY 10Y
SANDY CREEK RITO EVER 91W

LONE STAR COALITION 28S
LONE STAR CINDY 8S
BAD LANDS AMBUSH 37N
Z O E RITO EVER 9202

BW	WW	YW	Milk	TM	CE	MCE	REA	Marb	Fat
+3.2	+56	+91	+29	+57	+2.5	+8.5	+0.64	+0.44	+0.033



RLS Prosperity Advantage 8B

Male RLS 8B 4 Mar 2014 1832876

S A V PROVIDENCE 6922

SIRE: S A V PROSPERITY 9131

S A V EMBLYNETTE 3123

S A V 004 PREDOMINANT 4438

S A V MAY 7238

B C C BUSHWACKER 41-93

S A V EMBLYNETTE 1177

BAD LANDS AMBUSH 37N

DAM: SANDY CREEK BLACKDROP 49'02

SANDY CREEK BLACKDROP 49'02

HIGH VALLEY 4C6 AMBUSH

BAD LANDS LADY 805H

N BAR EMULATION EXT

SANDY CREEK BLACKDROP 30'00

BW	WW	YW	Milk	TM	CE	MCE	REA	Marb	Fat
+1.1	+65	+103	+22	+55	+6.0	+12.0	+0.47	+0.60	+0.012

LOT
16

RLS Prosperity Advance 75D

Male RLS 75D 30 Mar 2016 1938940

BW
80 lbs

Act WW
602 lbs

S A V PROSPERITY 9131

SIRE: RLS PROSPERITY ADVANTAGE 8B

SANDY CREEK BLACKDROP 26/10

S A V PROVIDENCE 6922

S A V EMBLYNETTE 3123

BAD LANDS AMBUSH 37N

SANDY CREEK BLACKDROP 49'02

SITZ UPWARD 307R

DAM: BUCK LAKE ERICA 105X

UBAR 12U ERICA

CONNELLY ONWARD

SITZ HENRIETTA PRIDE 81M

K C PRIME TIME 6029 95

UBAR ROSEBUD 23-4

BW	WW	YW	Milk	TM	CE	MCE	REA	Marb	Fat
+1.3	+56	+97	+20	+47	+7.0	+11.5	+0.44	+0.52	+0.033

Can't make it to the sale? Internet Bidding Available.

To view this sale visit www.dlms.ca, Fill out the registration form located under registration and sign-up for your free user account and select a username and password.

BIDDERS - To be approved as a bidder, Log in to dlms.ca and click BUYER APPROVAL tab, select the sale you are interested in bidding at and click sign up.

For more information
Call DLMS Reps:

Whitney Bosovich 780.991-3025

Mark Shologan 780.699.5082





PA Safeguard 021



BW	WW	YW	Milk	T. Mat.	CE	MCE	REA	Marb.	Fat
+1.1	+53	+102	+36	+63	-4.0	-3.0	+0.91	+1.33	0.000

B/R NEW DESIGN 036

SIRE: G A R NEW DESIGN 5050

G A R PRECISION 706

WOODHILL FORESIGHT

DAM: PA LORNA MARSHALL 2905-730

PETES 2905 DATELINE MARSHALL

V D A R NEW TREND 315

B/R BLACKCAP EMPRESS 76

G A R PRECISION 1680

G A R EXT 2114

PAPA FORTE 1921

BON VIEW GAMMER 85

CONNELLY DATELINE

M A R BRUGERRAND MARSHALL905



LOT 17 RLS New Design Tiger 24C
Male RLS 24C 8 Mar 2015 1873347



G A R NEW DESIGN 5050
SIRE: PA SAFEGUARD 021
PA LORNA MARSHALL 2905-730

HF TIGER 5T
DAM: BUCK LAKE LASS 569Z
BELVINS LASS DESIGN 5422

BW	Adj WW	Adj YW
81 lbs	676 lbs	1077 lbs

B/R NEW DESIGN 036
G A R PRECISION 706
WOODHILL FORESIGHT
PETES 2905 DATELINE MARSHALL

HF KODIAK 5R
HF ECHO 84R
G A R PREDESTINED
BLEVINS LASS THREAT 8005

BW	WW	YW	Milk	TM	CE	MCE	REA	Marb	Fat
+0.9	+50	+96	+32	+57	+3.0	+2.0	+0.69	+0.85	-0.003

LMY	REA	% IMF	Rib Fat
63.8	13.6	4.27	0.25

LOT 18 RLS Lifeguard 27C
Male RLS 27C 9 Mar 2015 1873348



G A R NEW DESIGN 5050
SIRE: PA SAFEGUARD 021
PA LORNA MARSHALL 2905-730

BKLK INTIMIDATION 136X
DAM: RAFTER LAZY S INITIATIVE 4Z
SANDY CREEK NEONIA 81W

BW	Adj WW	Adj YW
77 lbs	682 lbs	-

B/R NEW DESIGN 036
G A R PRECISION 706
WOODHILL FORESIGHT
PETES 2905 DATELINE MARSHALL

S A V NET WORTH 4200
STEVENSON ELINE ERICA 407S
SANDY CREEK INITIATIVE 69T
SANDY CREEK NEONIA 68S

BW	WW	YW	Milk	TM	CE	MCE	REA	Marb	Fat
-0.6	+48	+90	+25	+49	+4.0	+6.0	+0.59	+0.87	+0.007

LMY	REA	% IMF	Rib Fat
-	-	-	-

LOT 19 RLS Safe Guard 39D
Male RLS 39D 8 Mar 2016 1928892

G A R NEW DESIGN 5050
SIRE: PA SAFEGUARD 021
PA LORNA MARSHALL 2905-730

G A R PREDESTINED
DAM: BUCK LAKE CINDY 579Z
LONE STAR CINDY 8S

BW	Act WW
95 lbs	730 lbs

B/R NEW DESIGN 036
G A R PRECISION 706
WOODHILL FORESIGHT
PETES 2905 DATELINE MARSHALL

B/R NEW DESIGN 036
G A R EXT 4206
S A V BANDOLIER 1916
BIEVER'S CINDY 99G

BW	WW	YW	Milk	TM	CE	MCE	REA	Marb	Fat
+5.4	+60	+104	+34	+61	-0.5	+3.0	+0.70	+1.14	+0.010



TC Aberdeen 759



BW	WW	YW	Milk	T. Mat.	CE	MCE	REA	Marb.	Fat
+0.4	+52	+97	+30	+56	+9.0	+9.0	+1.36	+0.47	+0.036



N BAR EMULATION EXT

SIRE: C R A BEXTOR 872 5205 608

B A R QUEEN TRAVELER

BON VIEW NEW DESIGN 208

DAM: TC BLACKBIRD 4034

TC BLACKBIRD 1013

N BAR EMULATION EXT

B A R QUEEN TRAVELER 3015

G A R SLEEP EASY 1009

HHF 917 LADY 975 498

B/R NEW DESIGN 036

BON VIEW ERICA 443

S A F FAME

TC BLACKBIRD 9032

LOT
20

RLS Aberdeen 26C

Male RLS 26C 9 Mar 2015 1873326



C R A BEXTOR 872 5205 608

SIRE: TC ABERDEEN 759

TC BLACKBIRD 4034

BANDOLIER OF BUCK LAKE 16U

DAM: RAFTER LAZY S PRIMROSE STAR13Y

SANDY CREEK TIBBIE 93W

B A R EXT TRAVELER 205

CRA LADY JAYE 608 498 S EASY

BON VIEW NEW DESIGN 208

TC BLACKBIRD 1013

LONE STAR COALITION 28S

LONE STAR CINDY 8S

BAD LANDS AMBUSH 37N

SANDY CREEK TIBBIE 78S

BW	WW	YW	Milk	TM	CE	MCE	REA	Marb	Fat
+2.4	+52	+91	+26	+52	+4.0	+8.0	+0.68	+0.28	+0.035

BW	Adj WW	Adj YW
90 lbs	751 lbs	1255 lbs

LMY	REA	% IMF	Rib Fat
62.4	12.9	3.16	0.29



Connealy Consensus 7229



BW	WW	YW	Milk	T. Mat.	CE	MCE	REA	Marb.	Fat
+1.7	+59	+99	+25	+55	+5.0	+5.0	+0.68	+1.0	+0.127

KMK ALLIANCE 6595 187

SIRE: CONNEALY CONSENSUS
BLINDA OF CONANGA 004

WOODHILL ADMIRAL 77K

DAM: BLUE LILLY OF CONANGA 16
BLUE CASH OF CONANGA 6020

SITZ ALLIANCE 6595

G A R EXT 916
RITO 616 OF 4B20 6807
BLEND OF CONANGA 129

S A F FOCUS OF E R
WOODHILL LASS 344-1178
CONNEALY TIMELINE
BLUE TIME OF CONANGA



LOT
21

RLS Consensus 22C

Male RLS 22C 8 Mar 2016 1873306

BW	Adj WW	Adj YW
72 lbs	606 lbs	1101 lbs



CONNELY CONSENSUS
SIRE: CONNEALY CONSENSUS 7229
 BLUE LILLY OF CONANGA 16

BAD LANDS AMBUSH 37N
DAM: SANDY CREEK BLACKDROP 73W
 SANDY CREEK BLACKDROP 30'00

KMK ALLIANCE 6595 I87
 BLINDA OF CONANGA 004
 WOODHILL ADMIRAL 77K
 BLUE CASH OF CONANGA 6020
 HIGH VALLEY 4C6 AMBUSH
 BAD LANDS LADY 805H
 TC ADBANTAGE
 SANDY CREEK BLACKCAP 11'98

BW	WW	YW	Milk	TM	CE	MCE	REA	Marb	Fat
-0.8	+39	+72	+19	+39	+11.0	+12.0	+0.32	+0.50	+0.063

LMY	REA	% IMF	Rib Fat
63.3	12.0	3.30	0.23

LOT
22

RLS Consensus 31C

Male RLS 31C 10 Mar 2015 1873307

BW	Adj WW	Adj YW
94 lbs	665 lbs	1087 lbs

CONNELY CONSENSUS
SIRE: CONNEALY CONSENSUS 7229
 BLUE LILLY OF CONANGA 16

BAD LANDS ZEB 21R
DAM: SANDY CREEK JANETTE 88W
 SANDY CREEK JANETTE 73S

KMK ALLIANCE 6595 I87
 BLINA OF CONANGA 004
 WOODHILL ADMIRAL 77K
 BLUE CASH OF CONANGA 6020

SPRUCE VIEW ZEB 76N
 BAD LANDS BLACKCAP 121L
 BAD LANDS AMBUSH 37N
 SANDY CREEK JANETTE 54'02

BW	WW	YW	Milk	TM	CE	MCE	REA	Marb	Fat
+2.6	+43	+71	+22	+44	+2.0	+4.0	+0.22	+0.85	+0.059

LMY	REA	% IMF	Rib Fat
63.4	11.8	6.80	0.21

LOT
23

RLS Consensus 18D

Male RLS 18D 3 Mar 2016 1924020

BW	Act WW
71 lbs	770 lbs



CONNELY CONSENSUS
SIRE: CONNEALY CONSENSUS
 BLUE LILLY OF CONANGA 16

G A R PREDESTINED
DAM: PAMELA OF BUCK LAKE 119X
 BASIN PAMELA S305

KMK ALLIANCE 6595 I87
 BLINA OF CONANGA 004
 WOODHILL ADMIRAL 77K
 BLUE CASH OF CONANGA 6020

B/R NEW DESIGN 036
 G A R EXT 4206
 BASIN YELLOWSTONE 116P
 BASIN PAMELA 9943

BW	WW	YW	Milk	TM	CE	MCE	REA	Marb	Fat
0.0	+49	+93	+26	+53	+4.0	+7.0	+0.35	+1.10	+0.073



EXAR Upshot 0562B



BW	WW	YW	Milk	T. Mat.	CE	MCE	REA	Marb.	Fat
+2.7	+59	+110	+30	+60	+5.0	+7.0	+1.32	+0.71	+0.064

CONNEALY ONWARD
SIRE: SITZ UPWARD 307R
 SITZ HENRIETTA PRIDE 81M
 ISU IMAGINE Q 9111
DAM: EXAR BARBARA T020
 LCC MC HENRY BARBAR MG382

CONNEALY LEAD ON
 ALTUNE OF CONANGA 6104
 SITZ VALUE 7097
 SIZ HENRIETTA PRIDE 1370
 G T EXPO
 SUMMITCREST PRIDE 351F
 BON VIEW NEW DESIGN 1407
 LEACHMAN B C 4410



LOT
24

RLS Photoshot 3D
Male RLS 3D 29 Feb 2016 1928961

BW
81 lbs

Act WW
680 lbs



SITZ UPWARD 307R
SIRE: EXAR UPSHOT 0562B
EXAR BARBARA TO20

CONNEALY ONWARD
SITZ HENRIETTA PRIDE 81M
ISU IMAGING Q 9111
LCC MC HENRY BARBAR MG382

HF TIGER 5T
DAM: BUCK LAKE TIGER ERICA 866A
BASIN ERICA 1023

HF KODIAK 5R
HF ECHO 84R
VERMILION PAYWEIGHT J847
BASIN ERICA 1023

BW	WW	YW	Milk	TM	CE	MCE	REA	Marb	Fat
+1.6	+56	+104	+31	+60	+5.5	+7.0	+0.90	+0.47	+0.030

LOT
25

RLS Upshot 34D
Male RLS 34D 6 Mar 2016 1928967

BW
72 lbs

Act WW
652 lbs

SITZ UPWARD 307R
SIRE: EXAR UPSHOT 0562B
EXAR BARBARA TO20

CONNEALY ONWARD
SITZ HENRIETTA PRIDE 81M
ISU IMAGING Q 9111
LCC MC HENRY BARBAR MG382

BKLG INTIMIDATION 136X
DAM: RAFTER LAZY S LUCIA 32A
BKLG MAGIC LADY 141X

S A V NET WORTH 4200
STEVENSON ELINE ERICA 407S
S S OBJECTIVE T510 OT26
SCR ENCHANTRESS ERICA 60905

BW	WW	YW	Milk	TM	CE	MCE	REA	Marb	Fat
+0.7	+50	+103	+23	+50	+6.0	+8.5	+0.85	+0.66	+0.022



LOT
26

RLS Upshot 41D
Male RLS 41D 8 Mar 2016 1922372

BW
78 lbs

Act WW
660 lbs



SITZ UPWARD 307R
SIRE: EXAR UPSHOT 0562B
EXAR BARBARA TO20

CONNEALY ONWARD
SITZ HENRIETTA PRIDE 81M
ISU IMAGING Q 9111
LCC MC HENRY BARBAR MG 382

S A V TRUE GRIT 6303
DAM: REMINGTON ANNIE 516U
REMINGTON ANNIE 169S

CAR DUKE 104
S A V BLACKBIRD 4347
TOEBBEN ALLIANCE C902
REMINGTON ANNIE 97P

BW	WW	YW	Milk	TM	CE	MCE	REA	Marb	Fat
+1.8	+46	+90	+25	+49	+4.0	+6.5	+0.80	+0.74	+0.034



S A V Ten Percent 3085



BW	WW	YW	Milk	T. Mat.	CE	MCE	REA	Marb.	Fat
+1.9	+62	+117	+27	+38	+9.5	+9.0	+0.55	+0.89	-0.019

MYTTY IN FOCUS

SIRE: A A R TEN XX 7008 S A
A A R LADY KELTON 5551

S A V FREE SPIRIT 8164

DAM: S A V EMBLYNETTE 1314
S A V EMBLYNETTE 5622

S A F FOCUS OF E R

MYTTY COUNTESS 906

S A V ADAPTOR 2213

H S A F LADY KELTON 504B

S A V NET WORTH 4200

S A V EMBLYNETTE 5463

S A V 8180 TRAVELER 004

S A V EMBLYNETTE DIAMOND 6377



LOT
27

RLS Ten Percent 52D

Male RLS 52D 10 Mar 2016 1928968

BW
77 lbs

Act WW
645 lbs

A A R TEN X 7008 S A
SIRE: S A V TEN PERCENT 3085
S A V EMBLYNETTE 1314

MYTTY IN FOCUS
A A R LADY KELTON 5551
S A V FREE SPIRIT 8164
S A V EMBLYNETTE 5622

BKLG INTIMIDATION 136X
DAM: RAFTER LAZY S LUCY 19A
BUCK LAKE LUCY 124X

S A V NET WORTH 4200
STEVENSON ELINE ERICA 407S
G A R PREDESTINED
SCR CLOVA PRIDE 60522

BW	WW	YW	Milk	TM	CE	MCE	REA	Marb	Fat
+1.8	+57	+106	+25	+54	+4.5	+9.0	+0.48	+0.83	-0.012

LOT
28

RLS 10 Percent 27D

Male RLS 27D 6 Mar 2016 1941580

BW
73 lbs

Act WW
653 lbs

A A R TEN X 7008 S A
SIRE: S A V TEN PERCENT 3085
S A V EMBLYNETTE 1314

MYTTY IN FOCUS
A A R LADY KELTON 5551
S A V FREE SPIRIT 8164
S A V EMBLYNETTE 5622

BKLG INTIMIDATION 136X
DAM: RAFTER LAZY S EMULOUS LADY 36Z
SANDY CREEK EMULOUS 25/10

S A V NET WORTH 4200
STEVENSON ELINE ERICA 407S
PEAK DOT DYNAMITE 34U
SANDY CREEK EMULOUS 59'08

BW	WW	YW	Milk	TM	CE	MCE	REA	Marb	Fat
+0.5	+46	+96	+25	+50	+5.0	+9.0	+0.44	+0.57	-0.001



Internet Bidding Available

D | L | M | S

www.dlms.ca

For more information Call DLMS Reps:
Mark Shologan 780.699.5082
Whitney Bosovich 780.991-3025





PA Ranch House 349



BW	WW	YW	Milk	T. Mat.	CE	MCE	REA	Marb.	Fat
+0.6	+56	+100	+26	+53	+7.0	+8.5	+0.75	+1.11	+0.022

CONNELY ALL AROUND

SIRE: RIVERBEND PEERLESS 0016

RIVERBEND BLACKCAP S762

S A V FREE SPIRIT 8164

DAM: PA JENNY 939-137

PA JENNY 525-939

CONNELY WHITMAN

ENTRUST OF CONANGA 894

C A FUTURE DIRECTION 5321

RITA 2811 OF 2536 BVND 878

G A R PREDESTINED

SHAMROCKS BEEBEE QUEEN 3095

PA 20/20 ALL STAR 2905-733

SIK JENNY 9135



LOT
29

RLS Ranch House 13D

Male RLS 13D 2 Mar 2016 1928891

BW
65 lbs

Act WW
630 lbs

RIVERBEND PEERLESS 0016
SIRE: PA RANCH HOUSE 349
PA JENNY 939-137

CONNEALY ALL AROUND
RIVERBEND BLACKCAP S762
PA POWER TOOL 9108
PA JENNY 525-939

BKLG INTIMIDATION 136X
DAM: RAFTER LAZY S ANNIE FOREVER 8A
SANDY CREEK ANNIE K 94W

S A V NET WORTH 4200
STEVENSON ELINE ERICA 407S
BAD LANDS AMBUSH 37N
SANDY CREEK ANNIE K 73'03

BW	WW	YW	Milk	TM	CE	MCE	REA	Marb	Fat
-0.1	+47	+88	+20	+45	+1.5	+6.3	+0.45	+0.67	+0.009

LOT
30

RLS Ranch House 47D

Male RLS 47D 9 Mar 2016 1928964

BW
92 lbs

Act WW
600 lbs

RIVERBEND PEERLESS 0016
SIRE: PA RANCH HOUSE 349
PA JENNY 939-137

CONNEALY ALL AROUND
RIVERBEND BLACKCAP S762
PA POWER TOOL 9108
PA JENNY 525-939

S A V HERITAGE 6295
DAM: BUCK LAKE HERITAGE PRIDE 866A
UBAR HIGH TIME PRIDE 9M

CAR DUKE 104
S A V BLACKCAP MAY 4136
K C PRIME TIME 6029 95
UBAR JANICE PRIDE 315

BW	WW	YW	Milk	TM	CE	MCE	REA	Marb	Fat
+5.6	+54	+97	+21	+45	-1.0	+5.3	+0.53	+0.64	+0.033



LOT
31

RLS Ranch House 58D

Male RLS 58D 12 Mar 2016 1928969

BW
96 lbs

Act WW
610 lbs

RIVERBEND PEERLESS 0016
SIRE: PA RANCH HOUSE 349
PA JENNY 939-137

CONNEALY ALL AROUND
RIVERBEND BLACKCAP S762
PA POWER TOOL 9108
PA JENNY 525-939

BKLG INTIMIDATION 136X
DAM: RAFTER LAZY S BRIDE 12A
WILLABAR BRIDE 140 T

S A V NET WORTH 4200
STEVENSON ELINE ERICA 407S
WILLABAR WINDY 107N
WILLABAR BRIDE 73N

BW	WW	YW	Milk	TM	CE	MCE	REA	Marb	Fat
+4.3	+54	+83	+22	+44	+7.0	+7.8	+0.49	+0.70	+0.019



PA Power Tool 9108



BW	WW	YW	Milk	T. Mat.	CE	MCE	REA	Marb.	Fat
+1.1	+56	+109	+40	+68	+10.0	+8.0	+0.68	+1.06	+0.002

B/R NEW DESIGN 036
SIRE: G A R PREDESTINED
 G A R EXT 4206

VDAR NEW TREND 315
 B/R BLACKCAP EMPRESS 76
 N BAR EMULATION EXT
 G A R 6807 TRAVELER 1432

BON VIEW NEW DESIGN 208
DAM: SHAMROCKS BEEBEE QUEEN 3095
 SHAMROCKS BEEBE QUEEN 1823

B/R NEW DESIGN 036
 BON VIEW ERICA 443
 C A FUTURE DIRECTION 5321
 SHAMROCK BEEBE QUEEN 460 E9L



LOT
32

RLS Power Tool 36D

Male RLS 36D 7 Mar 2016 1928904

BW
90 lbs

Act WW
752 lbs



G A R PREDESTINED
SIRE: PA POWER TOOL 9108
SHAMROCKS BEEBEE QUEEN 3095

B/R NEW DESIGN 036
G A R EXT 4206
BON VIEW NEW DESIGN 208
SHAMROCKS BEEBE QUEEN 1832

BKLNK INTIMIDATION 136X
DAM: RLS FOREVER LADY 23Z
SANDY CREEK GERTIE 63W

S A V NET WORTH 4200
STEVENSON ELINE ERICA 407S
WOODHILL FORESIGHT
SANDY CREEK GERTIE 52'02

BW	WW	YW	Milk	TM	CE	MCE	REA	Marb	Fat
+5.1	+62	+112	+31	+56	+3.0	+7.0	+0.40	+0.73	+0.002

LOT
33

RLS Power Tool 59D

Male RLS 59D 13 Mar 2016 1928902

BW
78 lbs

Act WW
665 lbs



G A R PREDESTINED
SIRE: PA POWER TOOL 9108
SHAMROCKS BEEBEE QUEEN 3095

B/R NEW DESIGN 036
G A R EXT 4206
BON VIEW NEW DESIGN 208
SHAMROCKS BEEBE QUEEN 1823

BKLNK INTIMIDATION 136X
DAM: RAFTER LAZY S INITIATIVE 4Z
SANDY CREEK NEONIA 81W

S A V NET WORTH 4200
STEVENSON ELINE ERICA 407S
SANDY CREEK INITIATIVE 69T
SANDY CREEK NEONIA 68S

BW	WW	YW	Milk	TM	CE	MCE	REA	Marb	Fat
+0.6	+53	+98	+28	+52	+9.5	+10.0	+0.47	+0.73	+0.008

Can't make it to the sale? Internet Bidding Available.

To view this sale visit www.dlms.ca, Fill out the registration form located under registration and sign-up for your free user account and select a username and password.

BIDDERS - To be approved as a bidder, Log in to dlms.ca and click BUYER APPROVAL tab, select the sale you are interested in bidding at and click sign up.

For more information
Call DLMS Reps:
Whitney Bosovich 780.991-3025
Mark Shologan 780.699.5082



www.dlms.ca



12X and calf 48D



LOT
34

RLS Bandolier 12Y



BW	WW	YW	Milk	T. Mat.	CE	MCE	REA	Marb.	Fat
+2.6	+46	+77	+27	+48	+4.2	+5.9	+0.60	+0.35	+0.039

LONE STAR COALITION 28S

SIRE: BANDOLIER OF BUCK LAKE 16U

LONE STAR CINDY 8S

BAD LANDS AMBUSH 37N

DAM: SANDY CREEK ANNIE 72W

SANDY CREEK ANNIE 83S

K C F BENNET COALITION SCC

LONE STAR 9FB3 ATLANTA 6J

S A V BANDOLIER 1916

BIEVER'S CINDY 99G

HIGH VALLEY 4C6 AMBUSH

BAD LANDS LADY 805H

SANDY CREEK RIGHT TIME 8'03

SANDY CREEK ANNIE 17'96



LOT
35

RLS Tiger 51C

Male RLS 51C 27 Mar 2015 1873368



BANDOLIER OF BUCK LAKE 16U

SIRE: RLS BANDOLIER 12Y

SANDY CREEK ANNIE 72W

HF TIGER 5T

DAM: BUCK LAKE TIGER ERICA 866A

BASIN ERICA S314

BW	Adj WW	Adj YW
88 lbs	798 lbs	1352 lbs

LONE STAR COALITION 28S

LONE STAR CINDY 8S

BAD LANDS AMBUSH 37N

SANDY CREEK ANNIE 83S

HF KODIAK 5R

HF ECHO 84R

VERMILION PAYWEIGHT J847

BASIN ERICA 1023

BW	WW	YW	Milk	TM	CE	MCE	REA	Marb	Fat
+2.2	+56	+96	+28	+56	+3.0	+6.0	+0.68	+0.29	+0.017

LMY	REA	% IMF	Rib Fat
64.1	15.3	3.88	0.28

LOT
36

RLS Bandolier 03C

Male RLS 03C 22 Jan 2015 1880522



BANDOLIER OF BUCK LAKE 16U

SIRE: RSL BANDOLIER 12Y

SANDY CREEK ANNIE 72W

BKLG INTIMIDATION 136X

DAM: RLS ANNIE FOREVER 13Z

SANDY CREEK ANNIE 94W

BW	Adj WW	Adj YW
88 lbs	651 lbs	-

LONE STAR COALITION 28S

LONE STAR CINDY 8S

BAD LANDS AMBUSH 37N

SANDY CREEK ANNIE 83S

S A V NET WORTH 4200

STEVENSON ELINE ERICA 407S

BAD LANDS AMBUSH 37N

SANDY CREEK ANNIE K 73'03

BW	WW	YW	Milk	TM	CE	MCE	REA	Marb	Fat
+2.9	+44	+80	+21	+43	+2.0	+5.0	+0.38	+0.29	+0.024

LMY	REA	% IMF	Rib Fat
-	-	-	-

LOT
37

RLS Extended 71C

Male RLS 71C 20 Apr 2015 1873370



BANDOLIER OF BUCK LAKE 16U

SIRE: RSL BANDOLIER 12Y

SANDY CREEK ANNIE 72W

HF CONSENSUS 235Y

DAM: BUCK LAKE MISS EXTENDED 939A

BUCK LAKE DESTINY 342Y

BW	Adj WW	Adj YW
75 lbs	667 lbs	1055 lbs

LONE STAR COALITION 28S

LONE STAR CINDY 8S

BAD LANDS AMBUSH 37N

SANDY CREEK ANNIE 83S

CONNELLY CONSENSUS 7229

HF TIBBIE 1W

G A R PREDESTINED

SCR MISS EXTEND 70528

BW	WW	YW	Milk	TM	CE	MCE	REA	Marb	Fat
+2.5	+49	+90	+23	+48	+4.0	+8.0	+0.40	+0.61	+0.019

LMY	REA	% IMF	Rib Fat
61.9	11.0	4.43	0.21



LOT
38

RLS Bandolier 60C

Male RLS 60C 3 Apr 2015 1873358

BW	Adj WW	Adj YW
82 lbs	685 lbs	1078 lbs

BANDOLIER OF BUCK LAKE 16U
SIRE: RSL BANDOLIER 12Y
 SANDY CREEK ANNIE 72W

LONE STAR COALITION 28S
 LONE STAR CINDY 8S
 BAD LANDS AMBUSH 37N
 SANDY CREEK ANNIE 83S

BKLG INTIMIDATION 136X
DAM: RAFTER LAZY S JOSEPHINE 7A
 RLS TIBBIE OF PEAKDOT 19Y

S A V NET WORTH 4200
 STEVENSON ELINE ERICA 407S
 BEAU OF BUCK LAKE 15U
 SANDY CREEK TIBBIE 95W

BW	WW	YW	Milk	TM	CE	MCE	REA	Marb	Fat
+3.3	+45	+81	+22	+45	+2.0	+6.0	+0.40	+0.40	+0.017

LMY	REA	% IMF	Rib Fat
62.9	12.1	3.68	0.22

LOT
39

RLS Bandolier 08C

Male RLS 08C 2 Apr 2015 1880528

BW	Adj WW	Adj YW
80 lbs	706 lbs	- lbs

BANDOLIER OF BUCK LAKE 16U
SIRE: RLS BANDOLIER 12Y
 SANDY CREEK ANNIE 72W

LONE SRAR COALITION 28S
 LONE STAR CINDY 8S
 BAD LANDS AMBUSH 37N
 SANDY CREEK ANNIE 83S

BKLG INTIMIDATION 136X
DAM: RAFTER LAZY S ROYAL LASS 19Z
 SANDY CREEK ROYAL LADY 80W

S A V NET WORTH 4200
 STEVENSON ELINE ERICA 407S
 BAD LANDS AMBUSH 37N
 SANDY CREEK ROYAL LADY 70'03

BW	WW	YW	Milk	TM	CE	MCE	REA	Marb	Fat
+1.8	+43	+78	+22	+44	+5.0	+8.0	+0.35	+0.35	+0.020

LMY	REA	% IMF	Rib Fat
-	-	-	-

LOT
40

RLS Bandolier 49C

Male RLS 08C 26 Mar 2015 1873354

BW	Adj WW	Adj YW
90 lbs	736 lbs	1288 lbs

BANDOLIER OF BUCK LAKE 16U
SIRE: RLS BANDOLIER 12Y
 SANDY CREEK ANNIE 72W

LONE SRAR COALITION 28S
 LONE STAR CINDY 8S
 BAD LANDS AMBUSH 37N
 SANDY CREEK ANNIE 83S

BKLG INTIMIDATION 136X
DAM: RAFTER LAZY S LADYPRIMROSE 20A
 SANDY CREEK BLACKDROP 26/10

S A V NET WORTH 4200
 STEVENSON ELINE ERICA 407S
 BAD LANDS AMBUSH 37N
 SANDY CREEK BLACKDROP 49'02

BW	WW	YW	Milk	TM	CE	MCE	REA	Marb	Fat
+4.3	+45	+82	+22	+45	-1.0	+6.0	+0.51	+0.45	+0.023

LMY	REA	% IMF	Rib Fat
63.9	14.5	4.35	0.26



LOT
41

RLS Bandolier 62C
Male RLS 62C 5 Apr 2015 1873321

BW	Adj WW	Adj YW
97 lbs	690 lbs	1173 lbs



BANDOLIER OF BUCK LAKE 16U
SIRE: RLS BANDOLIER 12Y
 SANDY CREEK ANNIE 72W
 SANDY CREEK IMAGE MAKER 53T
DAM: SANDY CREEK PRIDE 20X
 SANDY CREEK PRIDE 47'08

LONE STAR COALITION 28S
 LONE STAR CINDY 8S
 BAD LANDS AMBUSH 37N
 SANDY CREEK ANNIE 83S
 H A IMAGE MAKER 0415
 SANDY CREEK BUXOM 9'05
 H A IMAGE MAKER 0415
 SANDY CREEK PRIDE 59S

BW	WW	YW	Milk	TM	CE	MCE	REA	Marb	Fat
+3.2	+44	+74	+23	+45	+2.0	+5.0	+0.16	+0.11	+0.009

LMY	REA	% IMF	Rib Fat
61.7	11.2	3.04	0.24

LOT
42

RLS Bandolier 77D
Male RLS 77D 1 Apr 2016 1924015

BW	Act WW
98 lbs	677 lbs

S A V NET WORTH 4200
SIRE: BKLK INTIMIDATION 136X
 STEVENSON ELINE ERICA 407S

S A V 8180 TRAVELER 004
 S A V MAY 2410
 VERMILION PAYWEIGHT J847
 STEVENSON ELINE ERICA P248

G A R PREDESTINED
DAM: PAMELA OF BUCK LAKE 116X
 BASIN PAMELA S305

B/R NEW DESIGN 036
 G A R EXT 4206
 BASIN YELLOWSTONE 116P
 BASIN PAMELA 9943

BW	WW	YW	Milk	TM	CE	MCE	REA	Marb	Fat
+5.8	+55	+80	+25	+46	+6.6	+9.9	+0.26	+0.78	+0.029





Buck Lake Trapper 166X

Male BKLK 166X 17 Feb 2010 1584518

S S TRAVELER 6807 T510
SIRE: S S OBJECTIVE T519 OT26
S S MISS RITA R011 7R8

D H D TRAVELER 6807
S S MISS HI SPACE A114
S S RITO RITO R76 R011
S S MISS ULTRESS U56

RIVERBEND BLUEPRINT L24
DAM: SCR ENCHANTRESS ERICA 60905
SCR ENCHANTRESS ERICA 452

BON VIEW NEW DESIGN 1407
ROCKY MT LUCY 057
VERMILION DATELINE 7078
S A ENCHANTRESS ERICA 928

BW	WW	YW	Milk	TM	CE	MCE	REA	Marb	Fat
-0.1	+48	+98	+21	+45	+8.0	+9.0	+0.08	+0.54	-0.033



LOT
43

RLS Destiny 52C

Male RLS 52C 28 Mar 2015 1873335

BW 59 lbs
Adj WW 715 lbs
Adj YW 1262 lbs



S S OBJECTIVE T510 OT26
SIRE: BUCK LAKE TRAPPER 166X
SCR ENCHANTRESS ERICA 60905

S S TRAVELER 6807 T510
S S MISS RITA R011 7R8
RIVERBEND BLUEPRINT L24
SCR ENCHANTRESS ERICA 452

G A R PREDESTINED
DAM: PAMELA OF BUCK LAKE 116X
BASIN PAMELA S305

B/R NEW DESIGN 036
G A R EXT 4206
BASIN YELLOWSTONE 116P
BASIN PAMELA 9943

BW	WW	YW	Milk	TM	CE	MCE	REA	Marb	Fat
-3.5	+49	+94	+21	+46	+14.0	+14.0	-0.14	+0.99	-0.007

LMY	REA	% IMF	Rib Fat
59.7	10.7	5.66	0.31



LOT 44

RLS Pay Objective 55C

Male RLS 55C 29 Mar 2015 1873356

BW	Adj WW	Adj YW
95 lbs	721 lbs	1152 lbs

S S OBJECTIVE T510 OT26
SIRE: BUCK LAKE TRAPPER 166X
 SCR ENCHANTRESS ERICA 60905

S A V NET WORTH 4200
DAM: BUCK LAKE ELINE ERICA 359Y
 STEVENSON ELINE ERICA 3446

S S TRAVELER 6807 T510
 S S MISS RITA R011 7R8
 RIVERBEND BLUEPRINT L24
 SCR ENCHANTRESS ERICA 452

S A V 8189 TRAVELER 004
 S A V MAY 2410
 VERMILION PAYWEIGHT J847
 STEVENSON ELINE ERICA 0653

BW	WW	YW	Milk	TM	CE	MCE	REA	Marb	Fat
+3.5	+50	+98	+26	+51	0.0	+0.30	+0.26	+0.37	-0.004

LMY	REA	% IMF	Rib Fat
63.0	12.0	2.38	0.22

LOT 45

RLS Subject Maker 44C

Male RLS 44C 23 Mar 2015 1873350

BW	Adj WW	Adj YW
91 lbs	697 lbs	1240 lbs



S S OBJECTIVE T510 OT26
SIRE: BUCK LAKE TRAPPER 166X
 SCR ENCHANTRESS ERICA 60905

BKLNK INTIMIDATION 136X
DAM: RAFTER LAZY S PATTI QUEEN 7Z
 SANDY CREEK PATTI QUEEN 59W

S S TRAVELER 6807 T510
 S S MISS RITA R011 7R8
 RIVERBEND BLUEPRINT L24
 SCR ENCHANTRESS ERICA 452

S A V NET WORTH 4200
 STEVENSON ELINE ERICA 407S
 H A IMAGE MAKER 0415
 SANDY CREEK PATTI QUEEN 1T



BW	WW	YW	Milk	TM	CE	MCE	REA	Marb	Fat
+2.4	+48	+95	+20	+44	+2.0	+5.0	+0.11	+0.33	-0.015

LMY	REA	% IMF	Rib Fat
61.3	11.3	2.53	0.27

LOT 46

RLS Highstar Objective 70C

Male RLS 70C 16 Apr 2015 1873339

BW	Adj WW	Adj YW
88 lbs	714 lbs	- lbs



S S OBJECTIVE T510 OT26
SIRE: BUCK LAKE TRAPPER 166X
 SCR ENCHANTRESS ERICA 60905

BANDOLIER OF BUCK LAKE 16U
DAM: RAFTER LAZY S ANNIE K 3Y
 SANDY CREEK ANNIE K 94W

S S TRAVELER 6807 T510
 S S MISS RITA R011 7R8
 RIVERBEND BLUEPRINT L24
 SCR ENCHANTRESS ERICA 452

RIVERBEND BLUEPRINT L24
 SCR ENCHANTRESS ERICA 452
 LONE STAR COALITION 28S
 LONE STAR CINDY 8S

BW	WW	YW	Milk	TM	CE	MCE	REA	Marb	Fat
+2.0	+44	+87	+23	+45	+4.0	+6.0	+0.16	+0.36	+0.001

LMY	REA	% IMF	Rib Fat
-	-	-	-



LOT 47

RLS Net Objective 78C

Male RLS 78C 9 May 2015 1873360



S S OBJECTIVE T510 OT26
SIRE: BUCK LAKE TRAPPER 166X
SCR ENCHANTRESS ERICA 60905

BKLNK INTIMIDATION 136X
DAM: RAFTER LAZY S ANNIE 10A
SANDY CREEK ANNIE 72W

Table with 3 columns: BW (85 lbs), Adj WW (666 lbs), Adj YW (1122 lbs)

S S TRAVELER 6807 T510
S S MISS RITA R011 7R8
RIVERBEND BLUEPRINT L24
SCR ENCHANTRESS ERICA 452

S A V NET WORTH 4200
STEVENSON ELINE ERIA 407S
SANDY CREEK ANNIE 72W
SANDY CREEK ANNIE 83S

Table with 10 columns: BW (+2.4), WW (+44), YW (+88), Milk (+19), TM (+41), CE (+2.0), MCE (+6.0), REA (+0.16), Marb (+0.58), Fat (-0.006)

Table with 4 columns: LMY (60.1), REA (10.4), % IMF (4.75), Rib Fat (0.24)

LOT 48

RLS Bushwacker 61C

Male RLS 61C 4 Apr 2015 1873310



S S OBJECTIVE T510 OT26
SIRE: BUCK LAKE TRAPPER 166X
SCR ENCHANTRESS ERICA 60905

BAD LANDS AMBUSH 37N
DAM: SANDY CREEK PRIDE 79W
SANDY CREEK PRIDE 58'02

Table with 3 columns: BW (61 lbs), Adj WW (641 lbs), Adj YW (1171 lbs)

S S TRAVELER 6807 T510
S S MISS RITA R011 7R8
RIVERBEND BLUEPRINT L24
SCR ENCHANTRESS ERICA 452

HIGH VALLEY 4C6 AMBUSH
BAD LANDS LADY 805H
N BAR EMULATION EXT
ASPELUND PRIDE 99H

Table with 10 columns: BW (-3.1), WW (+40), YW (+78), Milk (+15), TM (+35), CE (+14.0), MCE (+14.0), REA (+0.09), Marb (+0.44), Fat (+0.033)

Table with 4 columns: LMY (56.8), REA (12.3), % IMF (4.58), Rib Fat (0.46)

LOT 49

RLS Objector 66C

Male RLS 66C 10 Apr 2015 1873322



S S OBJECTIVE T510 OT26
SIRE: BUCK LAKE TRAPPER 166X
SCR ENCHANTRESS ERICA 60905

BAD LANDS AMBUSH 37N
DAM: SANDY CREEK ANNIE K 94W
SANDY CREEK ANNIE K 73'03

Table with 3 columns: BW (89 lbs), Adj WW (624 lbs), Adj YW (994 lbs)

S S TRAVELER 6807 T510
S S MISS RITA R011 7R8
RIVERBEND BLUEPRINT L24
SCR ENCHANTRESS ERICA 452

HIGH VALLEY 4C6 AMBUSH
BAD LANDS LADY 805H
LEACHMAN RIGHT TIME
ASPELUND ANNIE K 93G

Table with 10 columns: BW (+1.6), WW (+37), YW (+76), Milk (+16), TM (+35), CE (+4.0), MCE (+7.0), REA (-0.15), Marb (+0.22), Fat (-0.024)

Table with 4 columns: LMY (62.2), REA (9.3), % IMF (3.15), Rib Fat (0.15)



BKLLK Intimidation 136X



BKLLK Intimidation 136X pictured with RLS 10A (sister to RLS 12Y) and calf 78C



BW	WW	YW	Milk	T. Mat.	CE	MCE	REA	Marb.	Fat
+2.3	+43	+89	+18	+40	+2.0	+8.0	+0.42	+0.58	+0.004

S A V 8180 TRAVELER 004

SIRE: S A V NET WORTH 4200

S A V MAY 2410

VERMILION PAYWEIGHT J847

DAM: STEVENSON ELINE ERICA 407S

STEVENSON ELINE ERICA P248

SITZ TRAVELER 8180

BOYD FOREVER LADY 8003

S A V 598 BANDO 5175

S A V MAY 6269

VERMILION DATELINE 7078

VERMILION LAS 7969

STEVENSON NEW DESIGN 0062

STEVENSON ELINE ERICA M928



LOT
50

RLS Paragon 48C
Male RLS 48C 26 Mar 2015 1873319



S A V NET WORTH 4200
SIRE: BKLK INTIMIDATION 136X
STEVENSON ELINE ERICA 407S

BAD LANDS AMBUSH 37N
DAM: SANDY CREEK PRIMROSE 12/10
SANDY CREEK PRIMROSE 23T

BW	Adj WW	Adj YW
78 lbs	648 lbs	1157 lbs

S A V 8180 TRAVELER 004
S A V MAY 2410
VERMILION PAYWEIGHT J847
STEVENSON ELINE ERICA P248

HIGH VALLEY 4C6 AMBUSH
BAD LANDS LADY 805H
LEACHMAN RIGHT TIME
ASPELUND PRIMROSE 102H

BW	WW	YW	Milk	TM	CE	MCE	REA	Marb	Fat
+0.6	+40	+76	+16	+36	+6.0	+9.0	+0.19	+0.21	+0.014

LMY	REA	% IMF	Rib Fat
61.4	12.6	2.70	0.30

LOT
51

RLS Excelerator 75C
Male RLS 75C 24 Apr 2015 1873314



S A V NET WORTH 4200
SIRE: BKLK INTIMIDATION 136X
STEVENSON ELINE ERICA 407S

WILLABAR WINDY 107N
DAM: WILLABAR COUNTESS 43R
WILLABAR COUNTESS 31N

S A V 8180 TRAVELER 004
S A V MAY 2410
VERMILION PAYWEIGHT J847
STEVENSON ELINE ERICA P248

A A R REALLY WINDY 1205
WILLABAR PRIDE 2L
WILLABAR EXCEL 25K
WILLABAR COUNTESS 52L

BW	Adj WW	Adj YW
54 lbs	532 lbs	906 lbs

BW	WW	YW	Milk	TM	CE	MCE	REA	Marb	Fat
+1.4	+43	+74	+22	+43	+4.0	+6.5	+0.17	+0.27	+0.016

LMY	REA	% IMF	Rib Fat
62.9	10.0	3.26	0.13

LOT
52

RLS Dakota 65C
Male RLS 65C 7 Apr 2015 1873337



S A V NET WORTH 4200
SIRE: BKLK INTIMIDATION 136X
STEVENSON ELINE ERICA 407S

BANDOLIER OF BUCK LAKE 16U
DAM: RAFTER LAZY S MISS NEONIA 14Y
SANDY CREEK NEONIA 81W

BW	Adj WW	Adj YW
94 lbs	675 lbs	1172 lbs

S A V 8180 TRAVELER 004
S A V MAY 2410
VERMILION PAYWEIGHT J847
STEVENSON ELINE ERICA P248

LONE STAR COALITION 28S
LONE STAR CINDY 8S
SANDY CREEK INITIATIVE 69T
SANDY CREEK NEONIA 68S

BW	WW	YW	Milk	TM	CE	MCE	REA	Marb	Fat
+3.9	+40	+76	+18	+38	-1.0	+7.0	+0.52	+0.50	+0.018

LMY	REA	% IMF	Rib Fat
63.8	14.4	3.56	0.25



BKLN Generator 227X

Male BKLN 227X 9 Mar 2010 1593566

S S TRAVELER 6807 T501
SIRE: S S OBJECTIVE T510 OT26
S S MISS RITA R011 7R8

D H D TRAVELER 6807
S S MISS HI SPADE A114
S S RITO RITO R76 R011
S S MISS ULTRESS U56

VERMILION PAYWEIGHT J847
DAM: SCR BONNIE BLACKBIRD 60616
SCR BONNIE BLACKBIRD 673

BON VIEW NEW DESIGN 1407
ROCKY MT LUCY 057
TWIN VALLEY PRECISION E161
S A BONNIE BLACKBIRD 1867

BW	WW	YW	Milk	TM	CE	MCE	REA	Marb	Fat
+1.3	+51	+97	+24	+50	+7.0	+8.0	+0.42	+0.78	-0.018



LOT
53

RLS Generator 013C

Male RLS 013C 21 Apr 2015 1880530

BW	Adj WW	Adj YW
91 lbs	643 lbs	- lbs



S S OBJECTIVE T510 OT26
SIRE: BKLN GENERATOR 227X
SCR BONNIE BLACKBIRD 60616

S S TRAVELER 6807 T510
S S MISS RITA R011 7R8
RIVERBEND BLUEPRINT L24
SCR BONNIE BLACKBIRD 673

BKLN INTIMIDATION 136X
DAM: RAFTER LAZY S ELINE ANNIE 31Z
REMINGTON ANNIE 516U

S A V NET WORTH 4200
STEVENSON ELINE ERICA 407S
S A V TRUE GRIT 6303
REMINGTON ANNIE 169S

BW	WW	YW	Milk	TM	CE	MCE	REA	Marb	Fat
+3.3	+41	+83	+20	+41	+2.0	+6.0	+0.41	+0.77	-0.001

LMY	REA	% IMF	Rib Fat
-	-	-	-



Sires of 2017 Calves



S A V Ten Speed 3022



MYTTY IN FOCUS

SIRE: A A R TEN X 7008 S A
A A R LADY KELTON 5551

S A V BISMARCK 5682

DAM: S A V MADAME PRIDE 1134
S A V MADAME PRIDE 9100

S A F FOCUS OF E R
MYTTY COUNTESS 906
S A V ADAPTOR 2213
H S A F LADY KELTON 504B

G A R GRID MAKER
S A V ABIGALE 0451
RITO 707 IDEAL 3407 7075
S A V MADAME PRIDE 4466

BW	WW	YW	Milk	TM	CE	MCE	REA	Marb	Fat
+0.5	+73	+132	+28	+65	+6.0	+10.0	+0.99	+0.79	-0.048

S A V Ten Percent 3085



MYTTY IN FOCUS

SIRE: A A R TEN X 7008 S A
A A R LADY KELTON 5551

S A V FREE SPIRIT 8164

DAM: S A V EMBLYNETTE 1314
S A V EMBLYNETTE 5622

S A F FOCUS OF E R
MYTTY COUNTESS 906
S A V ADAPTOR 2213
H S A F LADY KELTON 504B

S A V NET WORTH 4200
S A V EMBLYNETTE 5463
S A V 8180 TRAVELER 004
S A V EMBLYNETTE DIAMOND 6377

BW	WW	YW	Milk	TM	CE	MCE	REA	Marb	Fat
+1.9	+62	+117	+27	+38	+9.0	+9.5	+0.55	+0.89	-0.019



S A V Thunderbird 9061



SITZ TRAVELER 8180

SIRE: S A V FINAL ANSWER 0035
S A V EMULOUS 8145

S A V BISMARCK 5682

DAM: S A V EMBLYNETTE 7411
S A V EMBLYNETTE 4408

G D AR TRAVELER 71
SITZ EVERELDA ENTENSE 1137
BON VIEW BANDO 598
S A V SKY EMULOUS 2124

G A R GRID MAKER
S A V ABIGALE 0451
S A V 8180 TRAVELER 004
S A V EMBLYNETTE 1182

BW	WW	YW	Milk	TM	CE	MCE	REA	Marb	Fat
-0.5	+68	+117	+19	+53	+7.0	+10.0	+0.57	+0.83	+0.066

S A V Bruiser 9164



G A R GRID MAKER

SIRE: S A V BISMARCK 5682
S A V ABIGALE 0451

S A V 004 PREDOMINANT 4438

DAM: S A V MISS BOBBIE 7463
S A V MISS BOBBIE 4177

G D A R TRAVELER 044
G A R PRECISION 2536
SCHOENES FIX IT 826
S A V ABIGALE 6062

S A V 8180 TRAVELER 004
S A V EMBLYNETTE 1182
BON VIEW NEW DESIGN 878
S A V MISS BOBBIE 2170

BW	WW	YW	Milk	TM	CE	MCE	REA	Marb	Fat
+0.2	+68	+127	+12	+46	+12.0	+15.0	+0.62	+0.41	-0.025



Sires of 2017 Calves



S A V International 2020



S A V HERITAGE 6295
SIRE: S A V HARVESTOR 0338
 S A V EMBLYNETTE 7749

S A V 8180 TRAVELER 004
DAM: S A V EMBLYNETTE 5483
 S A V EMBLYNETTE 7260

CAR DUKE 104
 S A V BLACKCAP MAY 4136
 S A V NET WORTH 4200
 S A V EMBLYNETTE DIAMOND 6377

SITZ TRAVELER 8180
 BOYD FOREVER LADY 8003
 N BAR EMULATION EXT
 S A V EMBLYNETTE APRIL 1509

BW	WW	YW	Milk	TM	CE	MCE	REA	Marb	Fat
+4.8	+74	+122	+31	+68	-7.0	+2.0	+0.60	+0.37	+0.072

Vision Unanimous 1418



GAMBLES ROYAL FLUSH
SIRE: VISIONTOPLINE ROYAL STOCKMAN
 LAGRAND PRIDE 7140

BOYD ON TARGET 1083
DAM: VISION EDELLA 665
 VISION EDELLA 337

B C MARATHON 7022
 CHAMPTON HILL LADY 703
 CONNEALY LEAD ON
 T C PRIDE 8002

S A F 598 BANDO 5175
 BOYD FOREVER LADY 7095
 SYDGEN ON THE MARK
 VISION EDELLA 1045

BW	WW	YW	Milk	TM	CE	MCE	REA	Marb	Fat
+2.8	+76	+131	+22	+60	+3.0	+2.0	+0.39	+0.67	+0.059

PA Safeguard 021



B/R NEW DESIGN 036
SIRE: G A R NEW DESIGN 5050
 G A R PRECISION 706

WOODHILL FORESIGHT
DAM: PA LORNA MARSHALL 2905-730
 PETES 2905 DATELINE MARSHALL

V D A R NEW TREND 315
 B/R BLACKCAP EMPRESS 76
 G A R PRECISION 1680
 G A R EXT 2114

PAPA FORTE 1921
 BON VIEW GAMMER 85
 CONNEALY DATELINE
 M A R KRUGERRAND MARSHALL905

BW	WW	YW	Milk	TM	CE	MCE	REA	Marb	Fat
+1.1	+53	+102	+36	+63	-4.0	-3.0	+0.91	+1.33	0.000

PA Power Tool 9108



B/R NEW DESIGN 036
SIRE: G A R PREDESTINED
 G A R EXT 4206

BON NEW DESIGN 208
DAM: SHAMROCKS BEEBEE QUEEN 3095
 SHAMROCKS BEEBEE QUEEN 1823

V D A R NEW TREND 315
 B/R BLACKCAP EMPRESS 76
 N BAR EMULATION EXT
 G A R 6807 TRAVELER 1432

B/R NEW DESIGN 036
 BON VIEW ERICA 443
 C A FUTURE DIRECTION 5321
 SHAMROCK BEEBEE QUEEN 460 E9L

BW	WW	YW	Milk	TM	CE	MCE	REA	Marb	Fat
+1.1	+56	+109	+40	+68	+10.0	+8.0	+0.68	+1.06	+0.002





Sires of 2017 Calves



V A R Discovery 2240



MYTTY IN FOCUS
SIRE: A A R TEN X 7008 S A
 A A R LADY KELTON 5551

SITZ UPWARD 307R
DAM: DEER VALLY RITA 0308
 G A R OBJECTIVE 2345

S A F FOCUS OF E R
 MYTTY COUNTESS 906
 S A V ADAPTOR 2213
 H S A F LADY KELTON 504B

CONNEALY ONWARD
 SITZ HENRIETTA PRIDE 81M
 S S OBJECTIVE T510 OT26
 G A R 1407 NEW DESIGN 2413

BW	WW	YW	Milk	TM	CE	MCE	REA	Marb	Fat
+0.9	+78	+149	+44	+83	+7.0	+11.0	+0.51	+1.17	+0.001

R B Tour of Duty 177



CONNEALY ONWARD
SIRE: WERNER WAR PARTY 2417
 BAAR USA LADY JAYE 489

VERMILION DATELINE 7078
DAM: B A LADY 6807 305
 G D LADY HI FLYER 302

CONNEALY LEAD ON
 ALTUNE OF CONANGA 6104
 B A R EXT TRAVELER 205
 CRA LADY JAYE 608 498 S EASY

CONNEALY DATELINE
 VERMILION BLACKBIRD 5044
 HOFF HI FLYER S C 7134
 LADY VALEDICTORIAN 3 S A F

BW	WW	YW	Milk	TM	CE	MCE	REA	Marb	Fat
+2.0	+69	+120	+48	+83	+10.0	+12.0	+0.95	+0.44	-0.096



RLS Bandolier 12Y



LONE STAR COALITION 28S
SIRE: BANDOLIER OF BUCK LAKE 16U
 LONE STAR CINDY 8S

BAD LANDS AMBUSH 37N
DAM: SANDY CREEK ANNIE 72W
 SANDY CREEK ANNIE 83S

K C F BENNET COALITION SCC
 LONE STAR 9FB3 ATLANTA 6J
 S A V BANDOLIER 1916
 BIEVER'S CINDY 99G

HIGH VALLEY 4C6 AMBUSH
 BAD LANDS LADY 805H
 SANDY CREEK RIGHT TIME 8'03
 SNADY CREEK ANNIE 17'96

BW	WW	YW	Milk	TM	CE	MCE	REA	Marb	Fat
+2.6	+46	+77	+27	+48	+4.2	+5.9	+0.60	+0.35	+0.039

RLS Prosperity 9B



S A V PROVIDENCE 6922
SIRE: S A V PROSPEIRTY 9131
 S A V EMBLYNETTE 3123

BAD LANDS AMBUSH 37N
DAM: SANDY CREEK BLACKBIRD 82W
 SANDY CREEK BLACKBIRD 36'00

S A V 004 PREDOMINANT 4438
 S A V MAY 7238
 B C C BUSHWACKER 41-93
 S A V EMBLYNETTE 1177

HIGH VALLEY 4C6 AMBUSH
 BAD LANDS LADY 805H
 N BAR EMULATION EXT
 SANDY CREEK BLACKBIRD 22'97

BW	WW	YW	Milk	TM	CE	MCE	REA	Marb	Fat
+2.3	+57	+87	+18	+47	+3.0	+10.0	+0.62	+0.42	+0.019



Sires of 2017 Calves



RLS Prosperity 21B



S A V PROVIDENCE 6922
SIRE: S A V PROSPERITY 9131
 S A V EMBLYNETTE 3123

WOODHILL MAINLINE
DAM: SANDY CREEK TIBBIE 7/10
 SANDY CREEK TIBBIE 63'08

S A V 004 PREDOMINANT 4438
 S A V MAY 7238
 B C C BUSHWACKER 41-93
 S A V EMBLYNETTE 1177

CONNELLY DANNY BOY
 WOODHILL BLACKBIRD 1288-138K
 BAD LAND AMBUSH 37N
 SANDY CREEK TIBBIE 84'03

BW	WW	YW	Milk	TM	CE	MCE	REA	Marb	Fat
+4.5	+52	+93	+23	+49	-2.0	+5.0	+0.75	+0.35	+0.024

RLS Timeless Projector 43B



S S OBJECTIVE T510 OT26
SIRE: BUCK LAKE TRAPPER 166X
 SCR ENCHANTRESS ERICA 60905


WMR TIMELESS 458
DAM: RAFTER LAZY S BIRDE 15Z
 WILLABAR BRIDE 140T

S S TRAVELER 6807 T510
 S S MISS RITA R011 7R8
 RIVERBEND BLUEPRINT L24
 SCR ENCHANTRESS ERICAL 452

LEACHMANE RIGHT TIME 338-5605
 WMR BLACKCAP 521
 WILLABAR WINDY 107N
 WILLABAR BRIDE 73N

BW	WW	YW	Milk	TM	CE	MCE	REA	Marb	Fat
+1.2	+46	+88	+21	+44	+6.0	+7.0	+0.30	+0.28	-0.010

All Bred Females were Aled on May 21, 2016, due to calve February 25, 2017. And then exposed to indicated herd bulls June 1, 2016. Due to calve March 10th. All 2017 calves should be DNAed after March 9th to verify sire.





S A V Prosperity 9131



BW	WW	YW	Milk	T. Mat.	CE	MCE	REA	Marb.	Fat
+4.1	+73	+114	+28	+65	0.0	+8.0	+1.06	+0.54	+0.018

S A V 004 PREDOMINANT 4438

SIRE: S A V PROVIDENCE 6922

S A V MAY 7238

B C C BUSHWACKER 41-93

DAM: S A V EMBLYNETTE 3123

S A V EMBLYNETTE 1177

S A V 8180 TRAVELER 004

S A V EMBLYNETTE 1182

LEACHMAN RIGHT TIME

S A R PROSPECTOR MAY 9142

PARAMONT AMBUSH 2172

R C ANITA T BANDO 918903

S A F 598 BANDO 5175

S A V EMBLYNETTE 7260



RAFTER LAZY S PROSPERITY DAUGHTERS



LOT
54

RLS Prosperity Up 34C

Female RLS 34C **11 Mar 2015** 1873332

APed: May 21 to Ten Speed
Exposed: June 1 to RLS 43B

BW 82 lbs	Adj WW 613 lbs	Adj YW 962 lbs
---------------------	--------------------------	--------------------------



S A V PROVIDENCE 6922
SIRE: S A V PROSPERITY 9131
S A V EMBLYNETTE 3123

SITZ UPWARD 307R
DAM: BUCK LAKE ERICA 105X
UBAR 12U ERICA

S A V 004 PREDOMINANT 4438
S A V MAY 7238
B C C BUSHWACKER 41-93
S A V EMBLYNETTE 1177

CONNELLY ONWARD
SITZ HENRIETTA PRIDE 81M
K C PRIME TIME 6029 95
UBAR ROSEBUD 23-4

BW +2.8	WW +59	YW +102	Milk +23	TM +53	CE +4.0	MCE +9.0	REA +0.74	Marb +0.55	Fat +0.028
-------------------	------------------	-------------------	--------------------	------------------	-------------------	--------------------	---------------------	----------------------	----------------------

LMY 59.8	REA 10.3	% IMF 6.73	Rib Fat 0.31
--------------------	--------------------	----------------------	------------------------

LOT
55

RLS Blackdrop 28C

Female RLS 28C **9 Mar 2015** 1873318

APed: May 21 to VAR Discovery
Exposed: June 1 to RLS 43B

BW 92 lbs	Adj WW 705 lbs	Adj YW 970 lbs
---------------------	--------------------------	--------------------------



S A V PROVIDENCE 6922
SIRE: S A V PROSPERITY 9131
S A V MAY 7238

BAD LANDS AMBUSH 37N
DAM: SANDY CREEK BLACKDROP 14/10
SANDY CREEK BLACKDROP 8T

S A V 004 PREDOMINANT 4438
S A V MAY 7238
B C C BUSHWACKER 41-93
S A V EMBLYNETTE 1177

HIGH VALLEY 4C6 AMBUSH
BAD LANDS LADY 805H
S A V INITIATIVE 4406
SANDY CREEK BLACKDROP 49'02

BW +4.4	WW +62	YW +101	Milk +23	TM +54	CE 0.0	MCE +7.0	REA +0.63	Marb +0.58	Fat +0.052
-------------------	------------------	-------------------	--------------------	------------------	------------------	--------------------	---------------------	----------------------	----------------------

LMY 54.5	REA 10.4	% IMF 7.64	Rib Fat 0.51
--------------------	--------------------	----------------------	------------------------

LOT
56

RLS Prosperity 19C

Female RLS 19C **7 Mar 2015** 1873345

Exposed: June 1 to RLS 43B

BW 52 lbs	Adj WW 560 lbs	Adj YW 901 lbs
---------------------	--------------------------	--------------------------

S A V 004 PREDOMINANT 4438
SIRE: S A V PROSPERITY 9131
S A V MAY 7238

BKLLK INTIMIDATION 136X
DAM: RLS DYNAMITE LADY 26Z
SANDY CREEK ROYAL LADY 17/10

S A V 004 PREDOMINANT 4438
S A V MAY 7238
B C C BUSHWACKER 41-93
S A V EMBLYNETTE 1177

S A V NET WORTH 4200
STEVENSON ELINE ERICA 407S
PEAK DOT DYNAMITE 34U
SANDY CREEK ROYAL LADY 53'08

BW -1.2	WW +56	YW +97	Milk +20	TM +48	CE +12.0	MCE +15.0	REA +0.61	Marb +0.55	Fat +0.023
-------------------	------------------	------------------	--------------------	------------------	--------------------	---------------------	---------------------	----------------------	----------------------

LMY 57.9	REA 9.2	% IMF 6.87	Rib Fat 0.34
--------------------	-------------------	----------------------	------------------------



RLS Prosperity Advantage 8B

Male RLS 8B 4 Mar 2014 1832876

S A V PROVIDENCE 6922
SIRE: S A V PROSPERITY 9131
S A V EMBLYNETTE 3123

S A V 004 PREDOMINANT 4438
S A V MAY 7238
B C C BUSHWACKER 41-93
S A V EMBLYNETTE 1177

BAD LANDS AMBUSH 37N
DAM: SANDY CREEK BLACKDROP 49'02
SANDY CREEK BLACKDROP 49'02

HIGH VALLEY 4C6 AMBUSH
BAD LANDS LADY 805H
N BAR EMULATION EXT
SANDY CREEK BLACKDROP 30'00

BW	WW	YW	Milk	TM	CE	MCE	REA	Marb	Fat
+1.1	+65	+103	+22	+55	+6.0	+12.0	+0.47	+0.60	+0.012



Can't make it to the sale? **Watch & Bid Online.**

With DLMS you can Watch, Listen & Bid on your computer just like you were there with online bidding over the internet

Instructions for Viewing And Bidding At the Sale

Visit www.dlms.ca, Fill out the registration form located under registration and sign-up for your free user account to select a username and password.

BIDDERS - To be approved as a bidder, Log in and click BUYER APPROVAL tab, select the sale you are interested in bidding at and click sign up.

For more information or for help getting approved Call:
Whitney Bosovich 780.991-3025 or Mark Shologan - 780-699-5082

Direct Livestock Marketing Systems
We're Making the Connection



To find an agent or sale near you today
visit www.dlms.ca

Purebred Sales • Daily Presort Sales
Direct Off-farm Sales every Thursdays at 10:00 am



RAFTER LAZY S PROSPERITY GRAND-DAUGHTERS



LOT
57

RLS Lucy 76D

Female RLS 76D 1 Apr 2016 1938939

BW
68 lbs

Act WW
610 lbs

S A V PROSTERITY 9131

SIRE: RLS PROSPERITY ADVANTAGE 8B

SANDY CREEK BLACKDROP 26/10

S A V PROVIDENCE 6922

S A V EMBLYNETTE 3123

BAD LANDS AMBUSH 37N

SANDY CREEK BLACKDROP 49'02

G A R PREDESTINED

DAM: BUCK LAKE LUCY 124X

SCR CLOVA PRIDE 60522

B/R NEW DESIGN 036

G A R EXT 4206

F A R SUPERIOR 210M

SCR CLOVA PRIDE 4534

BW	WW	YW	Milk	TM	CE	MCE	REA	Marb	Fat
+0.6	+58	+101	+25	+55	+4.5	+10.5	+0.40	+0.76	+0.001

LOT
58

RLS Prosperity Advance 86D

Female RLS 86D 23 Apr 2016 1938942

BW
65 lbs

Act WW
539 lbs



S A V PROSTERITY 9131

SIRE: RLS PROSPERITY ADVANTAGE 8B

SANDY CREEK BLACKDROP 26/10

BANDOLIER OF BUCK LAKE 16U

DAM: RAFTER LAZY S ANNIE K 3Y

SANDY CREEK ANNIE K 94W

S A V PROVIDENCE 6922

S A V EMBLYNETTE 3123

BAD LANDS AMBUSH 37N

SANDY CREEK BLACKDROP 49'02

LONE STAR COALITION 28S

LONE STAR CINDY 8S

BAD LANDS AMBUSH 37N

SANDY CREEK ANNIE K 73'03

BW	WW	YW	Milk	TM	CE	MCE	REA	Marb	Fat
0.0	+48	+90	+24	+50	+4.0	+8.0	+0.35	+0.39	+0.024

LOT
59

RLS Rito Ever 72D

Female RLS 72D 27 Mar 2016 1938941

BW
87 lbs

Act WW
625 lbs



S A V PROSPERITY 9131

SIRE: RLS PROSPERITY ADVANTAGE 8B

SANDY CREEK BLACKDROP 26/10

BAD LANDS AMBUSH 37N

DAM: SANDY CREEK RITO EVER 91W

Z O E RITO EVER 9202

S A V PROVIDENCE 6922

S A V EMBLYNETTE 3123

BAD LANDS AMBUSH 37N

SANDY CREEK BLACKDROP 49'02

HIGH VALLEY 4C6 AMBUSH

BAD LANDS LADY 805H

C A R FREDERICK 722

ZOE RITO EVER 605

BW	WW	YW	Milk	TM	CE	MCE	REA	Marb	Fat
+4.3	+54	+79	+20	+44	+3.5	+9.0	+0.26	+0.39	+0.016



PA Safeguard 021



BW	WW	YW	Milk	T. Mat.	CE	MCE	REA	Marb.	Fat
+1.1	+53	+102	+36	+63	-4.0	-3.0	+0.91	+1.33	0.000



B/R NEW DESIGN 036

SIRE: G A R NEW DESIGN 5050

G A R PRECISION 706

WOODHILL FORESIGHT

DAM: PA LORNA MARSHALL 2905-730

PETES 2905 DATELINE MARSHALL

V D A R NEW TREND 315

B/R BLACKCAP EMPRESS 76

G A R PRECISION 1680

G A R EXT 2114

PAPA FORTE 1921

BON VIEW GAMMER 85

CONNEALY DATELINE

M A R BRUGERRAND MARSHALL905



LOT
60

RLS Forever Lady 8C
Female RLS 8C 4 Mar 2015 1873373

AFed: May 21 to VAR Discovery
Exposed: June 1 to RLS 43B

BW	Adj WW	Adj YW
52 lbs	654 lbs	910 lbs



G A R NEW DESIGN 5050
SIRE: PA SAFEGUARD 021
PA LORNA MARSHALL 2905-730

BKLN INTIMIDATION 136X
DAM: RLS FOREVER LADY 23Z
SANDY CREEK GERTIE 63W

B/R NEW DESIGN 036
G A R PRECISION 706
WOODHILL FORESIGHT
PETES 2905 DATELINE MARSHALL

S A V NET WORTH 4200
STEVENSON ELINE ERICA 407S
WOODHILL FORESIGHT
SANDY CREEK GERTIE 52'02

BW	WW	YW	Milk	TM	CE	MCE	REA	Marb	Fat
+2.7	+50	+95	+29	+54	-4.0	+1.5	+0.52	+0.87	+0.001

LMY	REA	% IMF	Rib Fat
59.2	8.6	7.11	0.27

LOT
61

RLS Lady Luck 2D
Female RLS 2D 28 Feb 2016 1928960

BW	Act WW
85 lbs	649 lbs



RLS 2D with mother BKLN 925A

G A R NEW DESIGN 5050
SIRE: PA SAFEGUARD 021
PA LORNA MARSHALL 2905-730

HF CONSENSUS 235Y
DAM: BUCK LAKE LADY LUCK 925A
BUCK LAKE LADY LUCK 369Y

B/R NEW DESIGN 036
G A R PRECISION 706
WOODHILL FORESIGHT
PETES 2905 DATELINE MARSHALL

CONNEALY CONSENSUS 7229
HF TIBBIE 1W
G A R PREDESTINED
LONE STAR GAINES LADY 24U

BW	WW	YW	Milk	TM	CE	MCE	REA	Marb	Fat
+5.1	+63	+104	+31	+59	-0.5	+3.0	+0.64	+1.08	+0.018



Bred Heifers 50C, 77C, 67C in pasture



TC Aberdeen 759



BW +0.4	WW +52	YW +97	Milk +30	T. Mat. +56	CE +9.0	MCE +9.0	REA +1.36	Marb. +0.47	Fat +0.036
------------	-----------	-----------	-------------	----------------	------------	-------------	--------------	----------------	---------------

N BAR EMULATION EXT

SIRE: C R A BEXTOR 872 5205 608

B A R QUEEN TRAVELER

BON VIEW NEW DESIGN 208

DAM: TC BLACKBIRD 4034

TC BLACKBIRD 1013

N BAR EMULATION EXT

B A R QUEEN TRAVELER 3015

G A R SLEEP EASY 1009

HHF 917 LADY 975 498

B/R NEW DESIGN 036

BON VIEW ERICA 443

S A F FAME

TC BLACKBIRD 9032

LOT
62

RLS Josephine 33C

Female RLS 33C 10 Mar 2015 1873327

*AI'ed: May 21 to VAR Discovery
Exposed: June 1 to RLS 43B*

BW 89 lbs	Adj WW 643 lbs	Adj YW 1116 lbs
--------------	-------------------	--------------------

BW +3.5	WW +52	YW +90	Milk +26	T. Mat +52
------------	-----------	-----------	-------------	---------------

C R A BEXTOR 872 5205 608

SIRE: TC ABERDEEN 759

TC BLACKBIRD 4034

B A R EXT TRAVELER 205
CRA LADY JAYE 608 498 S EASY
BON VIEW NEW DESIGN 208
TC BLACKBIRD 1013

CE +3.0	MCE +7.0	REA +0.75	Marb +0.43	Fat +0.037
------------	-------------	--------------	---------------	---------------

BEAU OF BUCK LAKE 15U

DAM: RLS TIBBIE OF PEAKDOT 19Y

SANDY CREEK TIBBIE 95W

MYTTY IN FOCUS
ANNIE K OF PEAKDOT 555S
SANDY CREEK INITIATIVE 69T
SANDY CREEK TIBBIE 99S

LMY 59.9	REA 11.3	% IMF 5.42	Rib Fat 0.33
-------------	-------------	---------------	-----------------

Reference Sire

EXAR Upshot 0562B



BW	WW	YW	Milk	T. Mat.	CE	MCE	REA	Marb.	Fat
+2.7	+59	+110	+30	+60	+5.0	+7.0	+1.32	+0.71	+0.064

CONNELY ONWARD

SIRE: SITZ UPWARD 307R

SITZ HENRIETTA PRIDE 81M

ISU IMAGINE Q 9111

DAM: EXAR BARBARA T020

LCC MC HENRY BARBAR MG382

CONNELY LEAD ON

ALTUNE OF CONANGA 6104

SITZ VALUE 7097

SIZ HENRIETTA PRIDE 1370

G T EXPO

SUMMITCREST PRIDE 351F

BON VIEW NEW DESIGN 1407

LEACHMAN B C 4410

LOT **63** **RLS Onyx Lady 16D**
 Female RLS 16D 3 Mar 2016 1928962

BW
78 lbs

Act WW
724 lbs

BW	WW	YW	Milk	T. Mat
+3.0	+59	+105	+28	+56

SITZ UPWARD 307R

SIRE: EXAR UPSHOT 0562B

EXAR BARBARA T020

CONNELY ONWARD

SITZ HENRIETTA PRIDE 81M

ISU IMAGINING Q 9111

LCC MC HENRY BARBAR MG382

CE	MCE	REA	Marb	Fat
+4.0	+6.0	+0.79	+0.64	+0.040

CONNELY RIGHT ANSWER 746

DAM: BUCK LAKE DIAMOND NOLA 887A

BKLNK DIAMOND NOLA 205X

S A V FINAL ANSWER 0035

HAPPY BELL OF CONANGA 262

G A R PREDESTINED

DIAMOND NOLA S251



Connealy Consensus 7229



BW	WW	YW	Milk	T. Mat.	CE	MCE	REA	Marb.	Fat
+1.7	+59	+99	+25	+55	+5.0	+5.0	+0.68	+1.0	+0.127

KMK ALLIANCE 6595 187

SIRE: CONNEALY CONSENSUS

BLINDA OF CONANGA 004

WOODHILL ADMIRAL 77K

DAM: BLUE LILLY OF CONANGA 16

BLUE CASH OF CONANGA 6020

SITZ ALLIANCE 6595

G A R EXT 916

RITO 616 OF 4B20 6807

BLEND A OF CONANGA 129

S A F FOCUS OF E R

WOODHILL LASS 344-1178

CONNEALY TIMELINE

BLUE TIME OF CONANGA



RAFTER LAZY S CONSENSUS & UNANIMOUS DAUGHTERS



LOT
64

RLS Jessica 32C

Female RLS 32C 10 Mar 2015 1873329

Exposed: June 1 to RLS 43B

BW 88 lbs	Adj WW 612 lbs	Adj YW 912 lbs
---------------------	--------------------------	--------------------------



CONNEALY CONSENSUS
SIRE: CONNEALY CONSENSUS
BLUE LILLY OF CONANGA 16

S A V NET WORTH 4200
DAM: JESSICA OF BUCK LAKE 145X
SCR JESSICA 60899

KMK ALLIANCE 6595 I87
BLINDA OF CONANGA 004
WOODHILL ADMIRAL 77K
BLUE CASH OF CONANGA 6020

S A V 8180 TRAVELER 004
S A V MAY 2410
CONNEALY RIGHT DIRECTION 3499
SCR JESSICA 412

BW +3.5	WW +54	YW +95	Milk +23	TM +50	CE +3.0	MCE +6.0	REA +0.38	Marb +0.95	Fat +0.066
-------------------	------------------	------------------	--------------------	------------------	-------------------	--------------------	---------------------	----------------------	----------------------

LMY 60.3	REA 8.3	% IMF 7.88	Rib Fat 0.22
--------------------	-------------------	----------------------	------------------------

LOT
65

RLS Eline Annie 15C

Female RLS 15C 5 Mar 2015 1873304

APed: May 21 to VAR Discovery
Exposed: June 1 to RLS 43B

BW 93 lbs	Adj WW 635 lbs	Adj YW 952 lbs
---------------------	--------------------------	--------------------------

CONNEALY CONSENSUS
SIRE: CONNEALY CONSENSUS 7229
BLUE LILLY OF CONANGA 16

S A V TRUE GRIT 6303
DAM: REMINGTON ANNIE 516U
REMINGTON ANNIE 169S

KMK ALLIANCE 6595 I87
BLINDA OF CONANGA 004
WOODHILL ADMIRAL 77K
BLUE CASH OF CONANGA 6020

CAR DUKE 104
S A V BLACKBIRD 4347
TOEBEEN ALLIANCE C902
REMINGTON ANNIE 97P

BW +4.2	WW +48	YW +85	Milk +22	TM +46	CE -1.0	MCE +4.0	REA +0.48	Marb +0.84	Fat +0.057
-------------------	------------------	------------------	--------------------	------------------	-------------------	--------------------	---------------------	----------------------	----------------------

LMY 61.5	REA 10.1	% IMF 6.23	Rib Fat 0.23
--------------------	--------------------	----------------------	------------------------

LOT
66

RLS Lady Destiny 25D

Female RLS 25D 5 Mar 2015 1928965

BW 60 lbs	Act WW 592 lbs
---------------------	--------------------------

VISIONTOPLINE ROYAL STOCKMAN
SIRE: VISION UNANIMOUS 1418
VISION EDELLA 665

S A V BISMARCK 5682
DAM: BUCK LAKE LADY DESTINY 802A
BUCK LAKE LADY DESTINY 363Y

GAMBLES ROYAL FLUSH
LAGRAND PRIDE 7140
BOYD ON TARGET 1083
VISION EDELLA 337

G A R GRID MAKER
S A V ABIGALE 0451
G A R PREDESTINED
LONE STAR GAINES LADY 24U

BW -0.6	WW +61	YW +112	Milk +25	TM +57	CE +6.5	MCE +7.5	REA +0.60	Marb +0.72	Fat +0.016
-------------------	------------------	-------------------	--------------------	------------------	-------------------	--------------------	---------------------	----------------------	----------------------





Vision Unanimous 1418



BW	WW	YW	Milk	T. Mat.	CE	MCE	REA	Marb.	Fat
+2.8	+76	+131	+22	+60	+3.0	+2.0	+0.39	+0.67	+0.059

GAMBLES ROYAL FLUSH

SIRE: VISIONTOPLINE ROYAL STOCKMAN

LAGRAND PRIDE 7140

BOYD ON TARGET 1083

DAM: VISION EDELLA 665

VISION EDELLA 337

B C MARATHON 7022

CHAMPION HILL LADY 703

CONNEALY LEAD ON

T C PRIDE 8002

S A F 598 BANDO 5175

BOYD FOREVER LADY 7095

SYDGEN ON THE MASK

VISION EDELLA 1045



LOT
67

RLS Magic Lady 5D

Female RLS 5D 29 Feb 2016 1924019

BW
83 lbs

Act WW
694 lbs



VISIONTOPLINE ROYAL STOCKMAN
SIRE: VISION UNANIMOUS 1418
VISION EDELLA 665

GAMBLES ROYAL FLUSH
LAGRAND PRIDE 7140
BOYD ON TARGET 1083
VISION EDELLA 337

S S OBJECTIVE T510 OT26
DAM: BKLK MAGIC LADY 141X
SCR ENCHANTRESS ERICA 60905

S S TRAVELER 6807 T510
S S MISS RITA R011 7R8
RIVERBEND BLUEPRINT L24
SCR ENCHANTRESS ERICA 452

BW	WW	YW	Milk	TM	CE	MCE	REA	Marb	Fat
+3.4	+69	+118	+21	+53	+6.5	+7.0	+0.36	+0.66	+0.008

LOT
68

RLS Blackdrop 22D

Female RLS 22D 4 Mar 2016 1922369

BW
83 lbs

Act WW
694 lbs



VISIONTOPLINE ROYAL STOCKMAN
SIRE: VISION UNANIMOUS 1418
VISION EDELLA 665

GAMBLES ROYAL FLUSH
LAGRAND PRIDE 7140
BOYD ON TARGET 1083
VISION EDELLA 337

BAD LANDS AMBUSH 37N
DAM: SANDY CREEK BLACKDROP 73W
SANDY CREEK BLACKDROP 30'00

HIGH VALLEY 4C6 AMBUSH
BAD LANDS LADY 805H
TC ADVANTAGE
SANDY CREEK BLACKCAP 11'98

BW	WW	YW	Milk	TM	CE	MCE	REA	Marb	Fat
+2.2	+54	+93	+18	+43	+8.0	+9.0	+0.24	+0.44	+0.032

LOT
69

RLS Enchantress Jade 60D

Female RLS 60D 13 Mar 2016 1939577

BW
61 lbs

Act WW
532 lbs

VISIONTOPLINE ROYAL STOCKMAN
SIRE: VISION UNANIMOUS 1418
VISION EDELLA 665

GAMBLES ROYAL FLUSH
LAGRAND PRIDE 7140
BOYD ON TARGET 1083
VISION EDELLA 337

TC ABERDEEN 759
DAM: BUCK LAKE ENCHANTRESS 877A
BKLK MAGIC LADY 121X

C R A BEXTOR 872 5205 608
TC BLACKBIRD 4034
S S OBJECTIVE T510 OT26
SCR ENCHANTRESS ERICA 60905

BW	WW	YW	Milk	TM	CE	MCE	REA	Marb	Fat
-0.8	+61	+119	+26	+59	+5.0	+4.5	+0.65	+0.59	+0.029



RAFTER LAZY S UNANIMOUS & TEN PERCENT DAUGHTERS



LOT
70

RLS Emulous Lady 28D

Female RLS 28D 5 Mar 2016 1924012

BW
89 lbs

Act WW
833 lbs



VISIONTOPLINE ROYAL STOCKMAN
SIRE: VISION UNANIMOUS 1418
VISION EDELLA 665

GAMBLES ROYAL FLUSH
LAGRAND PRIDE 7140
BOYD ON TARGET 1083
VISION EDELLA 337

PEAK DOT DYNAMITE 34U
DAM: SANDY CREEK EMULOUS 25/10
SANDY CREEK EMULOUS 59'08

MOHNEN DYNAMITE 1356
DIVINA OF PEAK DOT 541S
BAD LANDS AMBUSH 37N
SANDY CREEK MISS EMULOUS

BW	WW	YW	Milk	TM	CE	MCE	REA	Marb	Fat
+5.0	+64	+103	+21	+50	+2.5	+4.0	+0.32	+0.38	+0.043

LOT
71

RLS Janette 29D

Female RLS 29D 5 Mar 2016 1922363

BW
88 lbs

Act WW
725 lbs

VISIONTOPLINE ROYAL STOCKMAN
SIRE: VISION UNANIMOUS 1418
VISION EDELLA 665

GAMBLES ROYAL FLUSH
LAGRAND PRIDE 7140
BOYD ON TARGET 1083
VISION EDELLA 337

BAD LANDS ZEB 21R
DAM: SANDY CREEK JANETTE 87W
SANDY CREEK JANETTE 77S

SPRUCE VIEW ZEB 76N
BAD LANDS BLACKCAP 121L
BAD LANDS AMBUSH 37N
SANDY CREEK JANETTE 59'02

BW	WW	YW	Milk	TM	CE	MCE	REA	Marb	Fat
+4.4	+59	+88	+23	+50	+4.5	+4.0	+0.20	+0.32	+0.035

LOT
72

RLS Dynamite Lady 31D

Female RLS 31D 6 Mar 2016 1928954

BW
58 lbs

Act WW
622 lbs

A A R TEN X 7008 S A
SIRE: S A V TEN PERCENT 3085
S A V EMBLYNETTE 1314

MYTTY IN FOCUS
A A R LADY KELTON 5551
S A V FREE SPIRIT 8164
S A V EMBLYNETTE 5622

CONNEALY EARNAN 076E
DAM: RLS DYNAMITE LADY 26B
RLS DYNAMITE LADY 26Z

CONNEALY CONSENSUS
BRAZILA OF CONANGA 3991 839A
BKLK INTIMIDATION 136X
SANDY CREEK ROYAL LADY 17/10

BW	WW	YW	Milk	TM	CE	MCE	REA	Marb	Fat
0.0	+54	+107	+21	+49	+4.5	+9.5	+0.53	+0.77	+0.013



S A V Ten Percent 3085



BW	WW	YW	Milk	T. Mat.	CE	MCE	REA	Marb.	Fat
+1.9	+62	+117	+27	+38	+9.5	+9.0	+0.55	+0.89	-0.019

MYTTY IN FOCUS

SIRE: A A R TEN XX 7008 S A
A A R LADY KELTON 5551

S A V FREE SPIRIT 8164

DAM: S A V EMBLYNETTE 1314
S A V EMBLYNETTE 5622

S A F FOCUS OF E R
MYTTY COUNTLESS 906
S A V ADAPTOR 2213
H S A F LADY KELTON 504B

S A V NET WORTH 4200
S A V EMBLYNETTE 5463
S A V 8180 TRAVELER 004
S A V EMBLYNETTE DIAMOND 6377



RLS Bandolier 12Y



BW	WW	YW	Milk	T. Mat.	CE	MCE	REA	Marb.	Fat
+2.6	+46	+77	+27	+48	+4.2	+5.9	+0.60	+0.35	+0.039

LONE STAR COALITION 28S
SIRE: BANDOLIER OF BUCK LAKE 16U
 LONE STAR CINDY 8S

BAD LANDS AMBUSH 37N
DAM: SANDY CREEK ANNIE 72W
 SANDY CREEK ANNIE 83S

K C F BENNET COALITION SCC
 LONE STAR 9FB3 ATLANTA 6J
 S A V BANDOLIER 1916
 BIEVER'S CINDY 99G

HIGH VALLEY 4C6 AMBUSH
 BAD LANDS LADY 805H
 SANDY CREEK RIGHT TIME 8'03
 SANDY CREEK ANNIE 17'96



RAFTER LAZY S TEN PERCENT & BANDOLIER DAUGHTERS



LOT
73

RLS Bride 56D

Female RLS 29D 11 Mar 2016 1928956

BW	Act WW
69 lbs	585 lbs

A A R TEN X 7008 S A

SIRE: S A V TEN PERCENT 3085

S A V EMBLYNETTE 1314

CONNELY EARNAN 076E

DAM: RLS BRIDE 22B

WILLABAR BRIDE 140T

MYTTY IN FOCUS

A A R LADY KELTON 5551

S A V FREE SPIRIT 8164

S A V EMBLYNETTE 5622

CONNELY CONSENSUS

BRAZILA OF CONANGA 3991 839A

WILLIBAR WINDY 107N

WILLABAR BRIDE 73N

BW	WW	YW	Milk	TM	CE	MCE	REA	Marb	Fat
+2.5	+57	+101	+24	+51	+1.5	+5.5	+0.44	+0.65	+0.018

LOT
74

RLS Emulous Lady 53C

Female RLS 53C 28 Mar 2015 1881965

AFed: May 21 to VAR Discovery
Exposed: June 1 to RLS 43B

BW	Adj WW	Adj YW
60 lbs	733 lbs	1012 lbs



BANDOLIER OF BUCK LAKE 16U

SIRE: RLS BANDOLIER 12Y

SANDY CREEK ANNIE 72W

BKLNK INTIMIDATION 136X

DAM: RAFTER LAZY S EMULOUS LADY 36Z

SANDY CREEK EMULOUS 25/10

LONE STAR COALITION 28S

LONE STAR CINDY 8S

BAD LANDS AMBUSH 37N

SANDY CREEK ANNIE 83S

S A V NET WORTH 4200

STEVENSON ELINE ERICA 407S

PEAK DOT DYNAMITE 34U

SANDY CREEK EMULOUS 59'08

BW	WW	YW	Milk	TM	CE	MCE	REA	Marb	Fat
-0.1	+51	+88	+24	+50	+10.0	+10.0	+0.47	+0.21	+0.023

LMY	REA	% IMF	Rib Fat
60.5	9.9	4.16	0.25

LOT
75

RLS Abigail 67C

Female RLS 67C 11 Apr 2015 1880476

AFed: May 21 to Thunderbird
Exposed: June 1 to RLS 43B

BW	Adj WW	Adj YW
62 lbs	658 lbs	1007 lbs



BANDOLIER OF BUCK LAKE 16U

SIRE: RLS BANDOLIER 12Y

SANDY CREEK ANNIE 72W

S A V HERITAGE 629S

DAM: BUCK LAKE ERICA 856A

UBAR 12U ERICA

LONE STAR COALITION 28S

LONE STAR CINDY 8S

BAD LANDS AMBUSH 37N

SANDY CREEK ANNIE 83S

CAR DUKE 104

S A V BLACKCAP MAY 4136

K C PRIME TIME 6029 9S

UBAR ROSEBUD 23-4

BW	WW	YW	Milk	TM	CE	MCE	REA	Marb	Fat
+0.3	+50	+90	+21	+46	+8.0	+9.0	+0.57	+0.37	+0.061

LMY	REA	% IMF	Rib Fat
56.2	9.9	6.35	0.40



RAFTER LAZY S BANDOLIER DAUGHTERS



LOT
76

RLS Genie Jade 77C

Female RLS 77C 26 Apr 2015 1873340

Exposed: June 1 to RLS 43B

BW 75 lbs	Adj WW 613 lbs	Adj YW 965 lbs
---------------------	--------------------------	--------------------------

BANDOLIER OF BUCK LAKE 16U

SIRE: RLS BANDOLIER 12Y

SANDY CREEK ANNIE 72W

LONE STAR COALITION 28S

LONE STAR CINDY 8S

BAD LANDS AMBUSH 37N

SANDY CREEK ANNIE 83S

BEAU OF BUCK LAKE 15U

DAM: RAFTER LAZY S EVER JADE 18Y

REMINGTON EUGENIE 470U

MYTTY IN FOCUS

ANNIE K OF PEAK DOT 555S

S A V TRUE GRIT 6303

REMINGTON EUGENIE 36S

BW +2.6	WW +42	YW +72	Milk +22	TM +43	CE +8.6	MCE +8.0	REA +0.29	Marb +0.37	Fat +0.002
-------------------	------------------	------------------	--------------------	------------------	-------------------	--------------------	---------------------	----------------------	----------------------

LMY 60.7	REA 9.4	% IMF 4.79	Rib Fat 0.20
--------------------	-------------------	----------------------	------------------------

LOT
77

RLS Pamela 45C

Female RLS 45C 25 Mar 2015 1873353

APed: May 21 to VAR Discovery

Exposed: June 1 to RLS 43B

BW 72 lbs	Adj WW 612 lbs	Adj YW 944 lbs
---------------------	--------------------------	--------------------------



BANDOLIER OF BUCK LAKE 16U

SIRE: RLS BANDOLIER 12Y

SANDY CREEK ANNIE 72W

LONE STAR COALITION 28S

LONE STAR CINDY 8S

BAD LANDS AMBUSH 37N

SANDY CREEK ANNIE 83S

BKLNK INTIMIDATION 136X

DAM: RAFTER LAZY S PAMELA 2A

PAMELA OF BUCK LAKE 119X

S A V NET WORTH 4200

STEVENSON ELINE ERICA 407S

G A R PREDESTINED

BASIN PAMELA S305

BW +1.9	WW +43	YW +81	Milk +23	TM +45	CE +6.0	MCE +8.0	REA +0.36	Marb +0.74	Fat +0.004
-------------------	------------------	------------------	--------------------	------------------	-------------------	--------------------	---------------------	----------------------	----------------------

LMY 60.7	REA 8.9	% IMF 7.53	Rib Fat 0.21
--------------------	-------------------	----------------------	------------------------

LOT
78

RLS Annie Forever 50C

Female RLS 50C 26 Mar 2015 1873355

APed: May 21 to VAR Discovery

Exposed: June 1 to RLS 43B

BW 72 lbs	Adj WW 572 lbs	Adj YW 825 lbs
---------------------	--------------------------	--------------------------

BANDOLIER OF BUCK LAKE 16U

SIRE: RLS BANDOLIER 12Y

SANDY CREEK ANNIE 72W

LONE STAR COALITION 28S

LONE STAR CINDY 8S

BAD LANDS AMBUSH 37N

SANDY CREEK ANNIE 83S

BKLNK INTIMIDATION 136X

DAM: RAFTER LAZY S ANNIE FOREVER 8A

SANDY CREEK ANNIE K 94W

S A V NET WORTH 4200

STEVENSON ELINE ERICA 407S

BAD LANDS AMBUSH 37N

SANDY CREEK ANNIE K 73'03

BW +3.6	WW +43	YW +78	Milk +19	TM +41	CE +2.0	MCE +6.0	REA +0.36	Marb +0.17	Fat -0.009
-------------------	------------------	------------------	--------------------	------------------	-------------------	--------------------	---------------------	----------------------	----------------------

LMY 62.7	REA 8.8	% IMF 3.81	Rib Fat 0.13
--------------------	-------------------	----------------------	------------------------



LOT
79

RLS Ramona 64C

Female RLS 64C **6 Apr 2015** 1873359

AI'd: May 21 to VAR Discovery
Exposed: June 1 to RLS 43B

BW 84 lbs	Adj WW 601 lbs	Adj YW 997 lbs
---------------------	--------------------------	--------------------------

BANDOLIER OF BUCK LAKE 16U
SIRE: RLS BANDOLIER 12Y
SANDY CREEK ANNIE 72W

LONE STAR COALITION 28S
LONE STAR CINDY 8S
BAD LANDS AMBUSH 37N
SANDY CREEK ANNIE 83S

BKLLK INTIMIDATION 136X
DAM: RAFTER LAZY S BRIDE 12A
WILLABAR BRIDE 140T

S A V NET WORTH 4200
STEVENSON ELINE ERICA 407S
WILLABAR WINDY 107N
WILLABAR BRIDE 73N

BW +3.3	WW +38	YW +70	Milk +22	TM +41	CE +2.0	MCE +5.0	REA +0.53	Marb +0.32	Fat +0.010	LMY 62.6	REA 10.5	% IMF 5.52	Rib Fat 0.18
------------	-----------	-----------	-------------	-----------	------------	-------------	--------------	---------------	---------------	-------------	-------------	---------------	-----------------

LOT
80

RLS Pamela 68D

Female RLS 68D **25 Mar 2016** 1928895

BW 90 lbs	Act WW 699 lbs
---------------------	--------------------------



BANDOLIER OF BUCK LAKE 16U
SIRE: RLS BANDOLIER 12Y
SANDY CREEK ANNIE 72W

BKLLK INTIMIDATION 136X
DAM: EMMA OF RAFTER LAZY S 37Z
PAMELA OF BUCK LAKE 116X

LONE STAR COALITION 28S
LONE STAR CINDY 8S
BAD LANDS AMBUSH 37N
SANDY CREEK ANNIE 83S

S A V NET WORTH 4200
STEVENSON ELINE ERICA 407S
G A R PREDESTINED
BASIN PAMELA S305

BW +5.9	WW +52	YW +81	Milk +24	TM +45	CE +3.1	MCE +7.9	REA +0.36	Marb +0.63	Fat +0.024
------------	-----------	-----------	-------------	-----------	------------	-------------	--------------	---------------	---------------

LOT
81

RLS Blackdrop 80D

Female RLS 80D **10 Apr 2016** 1924016

BW 65 lbs	Act WW 620 lbs
---------------------	--------------------------



BANDOLIER OF BUCK LAKE 16U
SIRE: RLS BANDOLIER 12Y
SANDY CREEK ANNIE 72W

BAD LANDS AMBUSH 37N
DAM: SANDY CREEK BLACKDROP 14/10
SANDY CREEK BLACKDROP 8T

LONE STAR COALITION 28S
LONE STAR CINDY 8S
BAD LANDS AMBUSH 37N
SANDY CREEK ANNIE 83S

HIGH VALLEY 4C6 AMBUSH
BAD LANDS LADY 805H
S A V INITIATIVE 4406
SANDY CREEK BLACKDROP 49'02

BW 0.0	WW +40	YW +77	Milk +23	TM +44	CE +5.1	MCE +7.9	REA +0.38	Marb +0.38	Fat +0.040
-----------	-----------	-----------	-------------	-----------	------------	-------------	--------------	---------------	---------------



RAFTER LAZY S BANDOLIER & BUCK LAKE DAUGHTERS



LOT
82

RLS Eline 64D

Female RLS 64D **22 Mar 2016** 1928893

BW
69 lbs

Act WW
554 lbs

BANDOLIER OF BUCK LAKE 16U
SIRE: RLS BANDOLIER 12Y
SANDY CREEK ANNIE 72W

LONE STAR COALITION 28S
LONE STAR CINDY 8S
BAD LANDS AMBUSH 37N
SANDY CREEK ANNIE 83S

BKLK INTIMIDATION 136X
DAM: RAFTER LAZY S ELINE 1A
SANDY CREEK PRIDE 79W

S A V NET WORTH 4200
STEVENSON ELINE ERICA 407S
BAD LANDS AMBUSH 37N
SANDY CREEK PRIDE 58'02

BW	WW	YW	Milk	TM	CE	MCE	REA	Marb	Fat
+0.9	+40	+74	+20	+39	+7.1	+9.4	+0.41	+0.37	+0.032

LOT
83

RLS Miss Ultress 58C

Female RLS 58C **1 Apr 2015** 1873320

APed: May 21 to Thunderbird
Exposed: June 1 to RLS 43B

BW
85 lbs

Adj WW
633 lbs

Adj YW
1247 lbs

S S OBJECTIVE T510 OT26
SIRE: BUCK LAKE TRAPPER 166X
SCR ENCHANTRESS ERICA 60905

S S TRAVELER 6807 T510
S S MISS RITA R011 7R8
RIVERBEND BLUEPRINT L24
SCR ENCHANTRESS ERICA 452

SANDY CREEK INITIATIVE 69T
DAM: SANDY CREEK TIBBIE 95W
SANDY CREEK TIBBIE 99S

S A V INITIATIVE 4406
SANDY CREEK PRIDE 58'02
SANDY CREEK RIGHT TIME 8'03
SANDY CREEK TIBBIE 47'02

BW	WW	YW	Milk	TM	CE	MCE	REA	Marb	Fat
+2.4	+41	+82	+21	+42	+4.0	+8.0	+0.05	+0.28	+0.001

LMY	REA	% IMF	Rib Fat
59.9	9.7	4.01	0.26

LOT
84

RLS Elba 73C

Female RLS 73C **22 Apr 2015** 1873313

APed: May 21 to VAR Discovery
Exposed: June 1 to RLS 43B

BW
80 lbs

Adj WW
575 lbs

Adj YW
873 lbs

S S OBJECTIVE T510 OT26
SIRE: BUCK LAKE TRAPPER 166X
SCR ENCHANTRESS ERICA 60905

S S TRAVELER 6807 T510
S S MISS RITA R011 7R8
RIVERBEND BLUEPRINT L24
SCR ENCHANTRESS ERICA 452

S A V FINAL ANSWER 0035
DAM: SANDY CREEK ELBA 60W
SANDY CREEK ELBA 31'01

SITZ TRAVELER 8180
S A V EMULOUS 8145
SANDY CREEK EMULATION 5'98
LSC MISS ELBA 18'93

BW	WW	YW	Milk	TM	CE	MCE	REA	Marb	Fat
+0.7	+40	+79	+14	+34	+7.0	+8.0	+0.14	+0.43	+0.016

LMY	REA	% IMF	Rib Fat
59.7	8.3	5.73	0.21

Reference Herd Sires

Buck Lake Trapper 166X

Male BKLK 166X 17 Feb 2010 1584518

S S TRAVELER 6807 T510
SIRE: S S OBJECTIVE T519 OT26
 S S MISS RITA R011 7R8

D H D TRAVELER 6807
 S S MISS HI SPACE A114
 S S RITO RITO R76 R011
 S S MISS ULTRESS U56

RIVERBEND BLUEPRINT L24
DAM: SCR ENCHANTRESS ERICA 60905
 SCR ENCHANTRESS ERICA 452

BON VIEW NEW DESIGN 1407
 ROCKY MT LUCY 057
 VERMILION DATELINE 7078
 S A ENCHANTRESS ERICA 928

BW	WW	YW	Milk	TM	CE	MCE	REA	Marb	Fat
-0.1	+48	+98	+21	+45	+8.0	+9.0	+0.08	+0.54	-0.033



BKLK Intimidation 136X

Male BKLK 136X 11 Feb 2010 1584533

S A V 8180 TRAVELER 004
SIRE: S A V NET WORTH 4200
 S A V MAY 2410

SITZ TRAVELER 8180
 BOYD FOREVER LADY 8003
 S A V 598 BANDO 5175
 S A V MAY 6269

VERMILION PAYWEIGHT J847
DAM: STEVENSON ELINE ERICA 407S
 STEVENSON ELINE ERICA P248

VERMILION DATELINE 7078
 VERMILION LAS 7969
 STEVENSON NEW DESIGN 0062
 STEVENSON ELINE ERICA M928

BW	WW	YW	Milk	TM	CE	MCE	REA	Marb	Fat
+2.3	+43	+89	+18	+40	+2.0	+8.0	+0.42	+0.58	+0.004



RAFTER LAZY S BUCK LAKE DAUGHTERS



LOT
85

RLS Royal Lady 69C

Female RLS 69C 15 Apr 2015 1873338

APed: May 21 to VAR Discovery
Exposed: June 1 to RLS 43B

BW 79 lbs	Adj WW 579 lbs	Adj YW 948 lbs
---------------------	--------------------------	--------------------------



S S OBJECTIVE 6807 T510
SIRE: BUCK LAKE TRAPPER 166X
SCR ENCHANTRESS ERICA 60905

BAD LANDS AMBUSH 37N
DAM: SANDY CREEK ROYAL LADY 27/10
SANDY CREEK ROYAL LADY 79S

S S TRAVELER 6807 T510
S S MISS RITA R011 7R8
RIVERBEND BLUEPRINT L24
SCR ENCHANTRESS ERICA 452

HIGH VALLEY 4C6 AMBUSH
BAD LANDS LADY 805H
SANDY CREEK RIGHT TIME 8'03
SANDY CREEK ROYAL LADY 56'02

BW +1.1	WW +39	YW +76	Milk +17	TM +37	CE +7.0	MCE +10.0	REA -0.06	Marb +0.22	Fat -0.004
-------------------	------------------	------------------	--------------------	------------------	-------------------	---------------------	---------------------	----------------------	----------------------

LOT
86

RLS Prime Lassie 71D

Female RLS 71D 26 Mar 2016 1939579

BW 91 lbs	Act WW 615 lbs
---------------------	--------------------------



S A V NET WORTH 4200
SIRE: BKLK INTIMIDATION 136X
STEVENSON ELINE ERICA 407S

TC ABERDEEN 759
DAM: BUCK LAKE PRIM LASSIE 898A
BKLK LASSIE 180X

S A V 8180 TRAVELER 004
S A V MAY 2410
VERMILION PAYWIEGHT J847
STEVENSON ELINE ERICA P248

CRA BEXTER 872 5205 608
TC BLACKBIRD 4034
S S OBJECTIVE T510 OT26
SCR PRIM LASSIE 60706

BW +5.3	WW +57	YW +93	Milk +22	TM +47	CE +4.0	MCE +7.0	REA +0.65	Marb +0.53	Fat +0.005
-------------------	------------------	------------------	--------------------	------------------	-------------------	--------------------	---------------------	----------------------	----------------------

LOT
87

RLS Sweetamoo 74D

Female RLS 74D 30 Mar 2016 1938945

BW 61 lbs	Act WW 620 lbs
---------------------	--------------------------



S A V NET WORTH 4200
SIRE: BKLK INTIMIDATION 136X
STEVENSON ELINE ERICA 407S

S A V BISMARK 5662
DAM: BUCK LAKE SWEETAMOO 809A
BUCK LAKE POCAHONTAS 371Y

S A V 8180 TRAVELER 004
S A V MAY 2410
VERMILION PAYWIEGHT J847
STEVENSON ELINE ERICA P248

G A R GRID MAKER
S A V ABIGALE 0451
S S OBJECTIVE T510 OT26
LONE STAR CINDY 5S

BW -0.7	WW +45	YW +92	Milk +19	TM +44	CE +6.0	MCE +10.0	REA -	Marb -	Fat -
-------------------	------------------	------------------	--------------------	------------------	-------------------	---------------------	-----------------	------------------	-----------------



LOT 88

RLS Eline Erica 1B
Female RLS 1B 29 Jan 2014 1832863

APed: May 21 to VAR Discovery
Exposed: June 26 to RLS 21B



CONNEALY CONSENSUS 7229
SIRE: HF CONSENSUS 235Y
HF TIBBIE 1W

CONNEALY CONSENSUS
BLUE LILLY OF CONANGA
HF TIGER 5T
2HR TIBBIE 33P

S A V NET WORTH 4200
DAM: BKLK ELINE ERICA 150X
STEVENSON ELINE ERICA 407S

S A V 8180 TRAVELER 004
S A V MAY 2410
VERMILION PAYWEIGHT J847
STEVENSON ELINE ERICA P248

BW	WW	YW	Milk	TM	CE	MCE	REA	Marb	Fat
+4.3	+66	+118	+28	+61	-1.0	+6.0	+0.40	+0.64	+0.039

LOT 89

RLS Ellen 50B
Female RLS 50B 8 May 2014 1832918

APed: May 21 to SAV Bruiser
Exposed: June 1 to RLS 21B

S S OBJECTIVE T520 OT26
SIRE: BUCK LAKE TRAPPER 166X
SCR ENCHANTRESS ERICA 60905

S S TRAVELER 6807 T510
S S MISS RITA R011 7R8
RIVERBEND BLUEPRINT L24
SCR ENCHANTRESS ERICA 452

BANDOLIER OF BUCK LAKE 16U
DAM: RAFTER LAZY S ELLEN 1Y
REMINGTON ELLEN 488U

LONE STAR COALITION 28S
LONE STAR CINDY 8S
REMINGTON ALLIANCE 130P
REMINGTON ELLEN 178R

BW	WW	YW	Milk	TM	CE	MCE	REA	Marb	Fat
+0.8	+45	+91	+23	+46	+8.0	+10.0	+0.05	+0.45	-0.003

LOT 90

RLS Prosperity 11B
Female RLS 11B 4 Mar 2014 1832878

Exposed: June 1 to RLS 21B



S A V PROVIDENCE 6922
SIRE: S A V PROSPERITY 9131
S A V EMBLYNETTE 3123

S A V 004 PREDOMINANT
S A V MAY 7238
B C C BUSHWACHER 41-93
S A V EMBLYNETTE 1177

BAD LANDS AMBUSH 37N
DAM: SANDY CREEK COUNTESS 86W
SANDY CREEK COUNTESS 84S

HIGH VALLEY 4C6 AMBUSH
BAD LANDS LADY 805H
SANDY CREEK RIGHT TIME 8-03
SANDY CREEK COUNTESS 7'01

BW	WW	YW	Milk	TM	CE	MCE	REA	Marb	Fat
+2.8	+63	+97	+24	+56	+3.0	+8.0	+0.58	+0.30	+0.021





LOT
91

RLS Prosperity 15B
Female RLS 15B 5 Mar 2014 1832882

Exposed: June 1 to RLS 12Y



S A V PROVIDENCE 6922
SIRE: S A V PROSPERITY 9131
 S A V EMBLYNETTE 3123

S A V 004 PREDOMINANT
 S A V MAY 7238
 B C C BUSHWACKER 41-93
 S A V EMBLYNETTE 1177

BAD LANDS AMBUSH 37N
DAM: SANDY CREEK ANNIE K 94W
 SANDY CREEK ANNIE K 73'03

HIGH VALLEY 4C6 AMBUSH
 BAD LANDS LADY 805H
 LEACHMAN RIGHT TIME
 ASPELUND ANNIE K 93G

BW	WW	YW	Milk	TM	CE	MCE	REA	Marb	Fat
+1.3	+47	+80	+20	+44	+8.0	+10.0	+0.48	+0.26	+0.013

LOT
92

RLS Initiative 34B
Female RLS 34B 19 Mar 2014 1832899

AI'd: May 21 to SAV Bruiser
Exposed: June 1 to RLS 12Y

S S OBJECTIVE T510 OT26
SIRE: BUCK LAKE TRAPPER 166X
 S C R ENCHANTRESS ERICA 60905

S S TRAVELER 6807 T510
 S S MISS RITA R011 7R8
 RIVERBEND BLUEPRINT L24
 SCR ENCHANTRESS ERICA 452

BKLN INTIMIDATION 136X
DAM: RAFTER LAZY S INITIATIVE 4Z
 SANDY CREEK NEONIA 81W

S A V NET WORTH 4200
 STEVENSON ELINE ERICA 407S
 SANDY CREEK INITIATIVE 69T
 SANDY CREEK NEONIA 68S

BW	WW	YW	Milk	TM	CE	MCE	REA	Marb	Fat
+0.5	+42	+84	+18	+39	+7.0	+10.0	-	-	-

LOT
93

RLS Emulous Lady 38B
Female RLS 38B 22 Mar 2014 1832904

Exposed: June 1 to RLS 21B



S A V NET WORTH 4200
SIRE: BKLN INTIMIDATION 136X
 STEVENSON ELINE ERICA 407S

S A V 8180 TRAVELER 004
 S A V MAY 2410
 VERMILION PAYWEIGHT J847
 STEVENSON ELINE ERICA P248

PEAK DOT DYNAMITE 34U
DAM: SANDY CREEK EMULOUS 25/10
 SANDY CREEK EMULOUS 59'08

MOHNEN DYNAMITE 1356
 DIVINA OF PEAK DOT 541S
 BAD LANDS AMBUSH 37N
 SANDY CREEK MISS EMULOUS 79'03

BW	WW	YW	Milk	TM	CE	MCE	REA	Marb	Fat
+3.1	+47	+86	+19	+43	+1.0	+6.0	+0.33	+0.33	+0.016



LOT
94

RLS Dakota 48B

Female RLS 48B **12 Apr 2014** 1832916

APed: May 21 to VAR Discovery
Exposed: June 1 to RLS 21B



S A V NET WORTH 4200
SIRE: BKLK INTIMIDATION 136X
STEVENSON ELINE ERICA 407S

S A V 8180 TRAVELER 004
S A V MAY 2410
VERMILION PAYWEIGHT J847
STEVENSON ELINE ERICA P248

BANDOLIER OF BUCK LAKE 16U
DAM: RAFTER LAZY S MISS NEONIA 14Y
SANDY CREEK NEONIA 81W

LONE STAR COALITION 28S
LONE STAR CINDY 8S
SANDY CREEK INITIATIVE 69T
SANDY CREEK NEONIA 68S

BW	WW	YW	Milk	TM	CE	MCE	REA	Marb	Fat
+2.3	+35	+71	+18	+36	+5.0	+9.0	+0.38	+0.53	+0.019

LOT
95

RLS Countess 20B

Female RLS 20B **6 Mar 2014** 1832887

Exposed: June 1 to RLS 21B

CONNELY CONSENSUS
SIRE: CONNEALY EARNAN 076E
BRAZILA OF CONANGA 3991 839A

KMK ALLIANCE 6595 187
BLINDA OF CONANGA 004
CONNELY TOBIN
BRESHA OF CONANGA 1251

WILLIBAR WINDY 107N
DAM: WILLIBAR COUNTESS 43R
WILLIBAR COUNTESS 31N

A A R REALLY WINDY 1205
WILLABAR PRIDE 2L
WILLABAR EXCEL 25K
WILLABAR COUNTESS 52L

BW	WW	YW	Milk	TM	CE	MCE	REA	Marb	Fat
+3.2	+51	+85	+22	+48	-7.0	+1.0	+0.31	+0.40	+0.052



LOT
96

RLS Net Achiever 33B

Female RLS 33B **19 Mar 2014** 1832901

Exposed: June 1 to RLS 21B



S A V NET WORTH 4200
SIRE: BKLK INTIMIDATION 136X
STEVENSON ELINE ERICA 407S

S A V 8180 TRAVELER 004
S A V MAY 2410
VERMILION PAYWEIGHT J847
STEVENSON ELINE ERICA P248

BAD LANDS ZEB 21R
DAM: SANDY CREEK JANETTE 87W
SANDY CREEK JANETTE 77S

SPRUCE VIEW ZEB 76N
BAD LANDS BLACKCAP 121L
BAD LANDS AMBUSH 37N
SANDY CREEK JANETTE 59'02

BW	WW	YW	Milk	TM	CE	MCE	REA	Marb	Fat
+2.8	+35	+65	+21	+39	+2.0	+6.0	+0.21	+0.27	+0.007



LOT
97

Rafter Lazy S Josephine 7A

Female RLS 7A 17 Mar 2013 1765081

Exposed: June 1 to RLS 21B

S A V NET WORTH 4200
SIRE: BKLK INTIMIDATION 136X
STEVENSON ELINE ERICA 407S

S A V 8180 TRAVELER 004
S A V MAY 2410
VERMILION PAYWEIGHT J847
STEVENSON ELINE ERICA P248

BEAU OF BUCK LAKE 15U
DAM: RLS TIBBIE OF PEAKDOT 19Y
SANDY CREEK TIBBIE 95W

MYTTY IN FOCUS
ANNIE K OF PEAK DOT 555S
SANDY CREEK INITIATIVE 69T
SANDY CREEK TIBBIE 99S

BW	WW	YW	Milk	TM	CE	MCE	REA	Marb	Fat
+4.0	+46	+85	+19	+42	0.0	+6.0	+0.21	+0.51	+0.012

LOT
98

Rafter Lazy S Black Cat 4A

Female RLS 4A 15 Mar 2013 1765080

AI'd: May 21 to SAV Bruiser
Exposed: June 1 to RLS 9B

S A V NET WORTH 4200
SIRE: BKLK INTIMIDATION 136X
STEVENSON ELINE ERICA 407S

S A V 8180 TRAVELER 004
S A V MAY 2410
VERMILION PAYWEIGHT J847
STEVENSON ELINE ERICA P248

BAD LANDS AMBUSH 37N
DAM: SANDY CREEK BLACKDROP 73W
SANDY CREEK BLACKDROP 30'00

HIGH VALLEY 4C6 AMBUSH
BAD LANDS LADY 805H
TC ADVANTAGE
SANDY CREEK BLACKCAP 11'98

BW	WW	YW	Milk	TM	CE	MCE	REA	Marb	Fat
-1.2	+29	+64	+14	+29	+12.0	+14.0	+0.36	+0.35	+0.005

LOT
99

Rafter Lazy S Annie K 6A

Female RLS 6A 17 Mar 2013 1765082

AI'd: May 21 to SAV Ten Percent
Exposed: June 1 to RLS 9B



S A V NET WORTH 4200
SIRE: BKLK INTIMIDATION 136X
STEVENSON ELINE ERICA 407S

S A V 8180 TRAVELER 004
S A V MAY 2410
VERMILION PAYWEIGHT J847
STEVENSON ELINE ERICA P248

BANDOLIER OF BUCK LAKE 16U
DAM: RAFTER LAZY S ANNIE K 3Y
SANDY CREEK ANNIE K 94W

LONE STAR COALITION 28S
LONE STAR CINDY 8S
BAD LANDS AMBUSH 37N
SANDY CREEK ANNIE K 73'03

BW	WW	YW	Milk	TM	CE	MCE	REA	Marb	Fat
+4.4	+45	+86	+21	+44	-1.0	+5.0	+0.24	+0.40	+0.016



LOT
100

Rafter Lazy S Primrostar 28A

Female RLS 28A 29 Mar 2013 1765097

*AI'd: May 21 to SAV Ten Percent
Exposed: June 1 to RLS 9B*



S A V NET WORTH 4200
SIRE: BKLK INTIMIDATION 136X
STEVENSON ELINE ERICA 407S
BANDOLIER OF BUCK LAKE 16U
DAM: RAFTER LAZY S PRIMROSE STAR13Y
SANDY CREEK TIBBIE 93W

S A V 8180 TRAVELER 004
S A V MAY 2410
VERMILION PAYWEIGHT J847
STEVENSON ELINE ERICA P248
LONE STAR COALITION 28S
LONE STAR CINDY 8S
BAND LANDS AMBUSH 37N
SANDY CREEK TIBBIE 78S

BW	WW	YW	Milk	TM	CE	MCE	REA	Marb	Fat
+3.2	+41	+80	+18	+39	+3.0	+8.0	+0.25	+0.45	+0.014

LOT
101

Rafter Lazy S LadyPrimrose 20A

Female RLS 20A 24 Mar 2013 1765091

Exposed: June 1 to RLS 12Y



S A V NET WORTH 4200
SIRE: BKLK INTIMIDATION 136X
STEVENSON ELINE ERICA 407S
BAD LANDS AMBUSH 37N
DAM: SANDY CREEK BLACKDROP 26/10
SANDY CREEK BLACKDROP 49'02

S A V 8180 TRAVELER 004
S A V MAY 2410
VERMILION PAYWEIGHT J847
STEVENSON ELINE ERICA P248
HIGH VALLEY 4C6 AMBUSH
BAD LANDS LADY 805H
N BAR EMULATION EXT
SANDY CREEK BLACKDROP 30'00

BW	WW	YW	Milk	TM	CE	MCE	REA	Marb	Fat
+2.9	+40	+78	+19	+39	+2.0	+9.0	+0.21	+0.49	+0.013

LOT
102

Buck Lake Pansy 891A

Female BKLK 891A 21 Jan 2013 1759823

*AI'd: May 21 to Vision Unanimous
Exposed: June 1 to RLS 21B*

HF KODIAK 5R
SIRE: HF STOP N' STARE 97Y
HF BLACKBIRD 97S
S A V 004 PREDOMINANT 4438
DAM: PANSY OF PEAK DOT 554S
PANSY OF PEAK DOT 709P

SANDY BAR ADVANTAGE 43M
WILBAR RUBY 955N
HF FREE WHEELER 191N
HF BLACKBIRD 116N
S A V 8180 TRAVELER 004
S A V EMBLYNETTE 1182
STEVENSON RAINMAKER D15K
PANSY OF PEAK DOT 396J

BW	WW	YW	Milk	TM	CE	MCE	REA	Marb	Fat
+1.0	+42	+74	+14	+35	+9.0	+10.0	+0.16	+0.26	-0.015





LOT
103

Rafter Lazy S Eline 1A

Female RLS 1A 12 Mar 2013 1765078

Exposed: June 1 to RLS 21B



S A V NET WORTH 4200
SIRE: BKLK INTIMIDATION 136X
STEVENSON ELINE ERICA 407S

S A V 8180 TRAVELER 004
S A V MAY 2410
VERMILION PAYWEIGHT J847
STEVENSON ELINE ERICA P248

BAD LANDS AMBUSH 37N
DAM: SANDY CREEK PRIDE 79W
SANDY CREEK PRIDE 58'02

HIGH VALLEY 4C6 AMBUSH
BAD LANDS LADY 805H
N BAR EMULATION EXT
ASPELUND PRIDE 99H

BW	WW	YW	Milk	TM	CE	MCE	REA	Marb	Fat
-0.7	+35	+70	+13	+31	+10.0	+13.0	+0.22	+0.38	+0.024

LOT
104

Rafter Lazy S Annie Forever 8A

Female RLS 8A 18 Mar 2013 1765083

APed: May 21 to SAV Ten Percent

Exposed: June 1 to RLS 9B



S A V NET WORTH 4200
SIRE: BKLK INTIMIDATION 136X
STEVENSON ELINE ERICA 407S

S A V 8180 TRAVELER 004
S A V MAY 2410
VERMILION PAYWEIGHT J847
STEVENSON ELINE ERICA P248

BAD LANDS AMBUSH 37N
DAM: SANDY CREEK ANNIE K 94W
SANDY CREEK ANNIE K 73'03

HIGH VALLEY 4C6 AMBUSH
BAD LANDS LADY 805H
LEACHMAN RIGHT TIME
ASPELUND ANNIE K 93G

BW	WW	YW	Milk	TM	CE	MCE	REA	Marb	Fat
+5.0	+46	+83	+13	+36	-4.0	+4.0	+0.15	+0.23	-0.004

LOT
105

Buck Lake Black Lass 569Z

Female BKLK 569Z 10 Feb 2012 1700911

APed: May 21 to SAV International

Exposed: June 1 to RLS 21B



HF KODIAK 5R
SIRE: HF TIGER 5T
HF ECHO 84R

SANDY BAR ADVANTAGE
WILBAR RUBY 955N
TC FREEDOM 104
HFDF ECHO 6N

G A R PREDESTINED
DAM: BLEVINS LASS DESIGN 5422
BLEVINS LASS THREAT 8005

B/R NEW DESIGN 036
G A R EXT 4206
WOODHILL TRIPLE THREAT
T B SHOSHONE 507

BW	WW	YW	Milk	TM	CE	MCE	REA	Marb	Fat
+1.1	+51	+94	+28	+54	+8.0	+7.0	+0.30	+0.43	+0.005



LOT
106

Rafter Lazy S Patti Queen 7Z

Female RLS 7Z 18 Feb 2012 1705472

*AI'd: May 21 to Vision Unanimous
Exposed: June 1 to RLS 21B*



S A V NET WORTH 4200
SIRE: BKLK INTIMIDATION 136X
STEVENSON ELINE ERICA 407S

S A V 8180 TRAVELER 004
S A V MAY 2410
VERMILION PAYWEIGHT J847
STEVENSON ELINE ERICA P248

H A IMAGE MAKER 0415
DAM: SANDY CREEK PATTI QUEEN 59W
SANDY CREEK PATTI QUEEN 1T

HERO 6267 OF R R 2418
H A RITO BLACKCAP 9038
HIGH VALLEY 4C6 AMBUSH
CROWFOOT PATTI QUEEN 5731R

BW	WW	YW	Milk	TM	CE	MCE	REA	Marb	Fat
+4.0	+47	+89	+20	+44	-1.0	+2.0	+0.30	+0.40	-0.001

LOT
107

RLS Dynamite Lady 26Z

Female RLS 26Z 21 Mar 2012 1705489

Exposed: June 1 to RLS 12Y



S A V NET WORTH 4200
SIRE: BKLK INTIMIDATION 136X
STEVENSON ELINE ERICA 407S

S A V 8180 TRAVELER 004
S A V MAY 2410
VERMILION PAYWEIGHT J847
STEVENSON ELINE ERICA P248

PEAK DOT DYNAMITE 34U
DAM: SANDY CREEK ROYAL LADY 17/10
SANDY CREEK ROYAL LADY 53'08

MOHNEN DYNAMITE 1356
DIVINA OF PEAK DOT 541S
S A V INITIATIVE 4406
SANDY CREEK ROYAL LADY 78'03

BW	WW	YW	Milk	TM	CE	MCE	REA	Marb	Fat
+0.1	+43	+83	+11	+33	+9.0	+15.0	+0.27	+0.42	+0.014

LOT
108

Rafter Lazy S Initiative 4Z

Female RLS 4Z 9 Feb 2012 1705468

*AI'd: May 21 to RB Tour of Duty
Exposed: June 1 to RLS 9B*



S A V NET WORTH 4200
SIRE: BKLK INTIMIDATION 136X
STEVENSON ELINE ERICA 407S

S A V 8180 TRAVELER 004
S A V MAY 2410
VERMILION PAYWEIGHT J847
STEVENSON ELINE ERICA P248

SANDY CREEK INITIATIVE 69T
DAM: SANDY CREEK NEONIA 81W
SANDY CREEK NEONIA 68S

S A V INITIATIVE 4406
SANDY CREEK PRIDE 58'02
SANDY CREEK RIGHT TIME 8'03
REMITALL NEONIA 313L

BW	WW	YW	Milk	TM	CE	MCE	REA	Marb	Fat
-0.9	+41	+75	+15	+36	+9.0	+12.0	+0.26	+0.40	+0.013



LOT
109

RLS Forever Lady 23Z

Female RLS 23Z 19 Mar 2012 1705485

*APed: May 21 to SAV Thunderbird
Exposed: June 1 to RLS 9B*

S A V NET WORTH 4200
SIRE: BKLK INTIMIDATION 136X
STEVENSON ELINE ERICA 407S

S A V 8180 TRAVELER 004
S A V MAY 2410
VERMILION PAYWEIGHT J847
STEVENSON ELINE ERICA P248

WOODHILL FORESIGHT
DAM: SNADY CREEK GERTIE 63W
SANDY CREEK GERTIE 52'02

PAPA FORTE 1921
BON VIEW GAMMER 85
N BAR EMULATION EXT
SANDY CREEK GERTIE 26'97

BW	WW	YW	Milk	TM	CE	MCE	REA	Marb	Fat
+4.3	+47	+87	+21	+45	-4.0	+6.0	+0.12	+0.40	+0.002

LOT
110

Rafter Lazy S Rito Cindy 10Y

Female RLS 10Y 21 Feb 2011 1646025

*APed: May 21 to PA Safeguard
Exposed: June 1 to RLS 9B*



LONE STAR COALITION 28S
SIRE: BANDOLIER OF BUCK LAKE 16U
LONE STAR CINDY 8S

K C F BENNET COALITION SCC
LONE STAR 9FB3 ATLANTA 6J
S A V BANDOLIER 1916
BIEVER'S CINDY 99G

BAD LANDS AMBUSH 37N
DAM: SANDY CREEK RITO EVER 91W
Z O E RITO EVER 9202

HIGH VALLEY 4C6 AMBUSH
BAD LANDS LADY 805H
C A R FREDERICK 722
ZOE RITO EVER 605

BW	WW	YW	Milk	TM	CE	MCE	REA	Marb	Fat
+3.0	+40	+68	+29	+49	+5.0	+9.0	+0.22	+0.33	+0.047

LOT
111

Rafter Lazy S Ever Jade 18Y

Female RLS 18Y 27 Mar 2011 1661995

Exposed: June 1 to RLS 12Y



MYTTY IN FOCUS
SIRE: BEAU OF BUCK LAKE 15U
ANNIE K OF PEAK DOT 736P

S A F FOCUS OF E R
MYTTY COUNTESS 906
S A V 004 PREDOMINANT
ANNIE K OF PEAK DOT 736P

S A V TRUE GRIT 6303
DAM: REMINGTON EUGENIE 470U
REMINGTON EUGENIE 36S

CAR DUKE 104
S A V BLACKBIRD 4347
SUMMIT ANGUS HEADS UP 17P
REMINGTON EUGENIE 12P

BW	WW	YW	Milk	TM	CE	MCE	REA	Marb	Fat
+3.5	+40	+67	+19	+39	+4.0	+8.0	-0.12	+0.54	-0.024



LOT
112

Rafter Lazy S Miss Neonia 14Y

Female RLS 14Y 7 Mar 2011 1646029

*AI'ed: May 21 to PA Safeguard
Exposed: June 1 to RLS 21B*

LONE STAR COALITION 28S
SIRE: BANDOLIER OF BUCK LAKE 16U
LONE STAR CINDY 8S

K C F BENNET COALITION SCC
LONE STAR 9FB3 ATLANTA 6J
S A V BANDOLIER 1916
BIEVER'S CINDY 99G

SANDY CREEK INITIATIVE 69T
DAM: SANDY CREEK NEONIA 81W
SANDY CREEK NEONIA 68S

S A V INITIATIVE 4406
SANDY CREEK PRIDE 58'02
SANDY CREEK RIGHT TIME 8'03
REMITALL NEONIA 313L

BW	WW	YW	Milk	TM	CE	MCE	REA	Marb	Fat
+3.8	+36	+63	+18	+36	+2.0	+8.0	+0.33	+0.48	+0.034

LOT
113

Rafter Lazy S Primrose Star 13Y

Female RLS 13Y 28 Feb 2011 1646028

*AI'ed: May 21 to PA Safeguard
Exposed: June 1 to RLS 21B*



RLS 13Y with calf RLS 26D

LONE STAR COALITION 28S
SIRE: BANDOLIER OF BUCK LAKE 16U
LONE STAR CINDY 8S

K C F BENNET COALITION
LONE STAR 9FB3 ATLANTA 6J
S A V BANDOLIER 1916
BIEVER'S CINDY 99G

BAD LANDS AMBUSH 37N
DAM: SANDY CREEK TIBBIE 93W
SANDY CREEK TIBBIE 78S

HIGH VALLEY 4C6 AMBUSH
BAD LANDS LADY 805H
SANDY CREEK RIGHT TIME 8'03
SANDY CREEK TIBBIE 84'03

BW	WW	YW	Milk	TM	CE	MCE	REA	Marb	Fat
+3.7	+43	+75	+22	+44	+3.0	+7.0	+0.17	+0.26	+0.029

LOT
114

BKLNK Magic Lady 141X

Female BKLNK 141X 12 Feb 2010 1584521

Exposed: June 1 to RLS 12Y



S S TRAVELER 6807 T510
SIRE: S S OBJECTIVE T510 OT26
S S MISS RITA R011 7R8

D H D TRAVELER 6807
S S MISS HI SPADE A114
S S RITO R76 R011
S S MISS ULTRESS U56

RIVERBEND BLUEPRINT L24
DAM: SCR ENCHANTRESS ERICA 60905
SCR ENCHANTRESS ERICA 452

BON VIEW NEW DESIGN 1407
ROCKY MT LUCY 057
VERMILION DATELINE 7078
S A ENCHANTRESS ERICA 928

BW	WW	YW	Milk	TM	CE	MCE	REA	Marb	Fat
+0.6	+54	+105	+19	+46	+10.0	+12.0	+0.32	+0.64	-0.043



LOT
115

Buck Lake Erica 105X

Female BKLK 105X 6 Jan 2010 1575917

*AI'd: May 21 to RB Tour of Duty
Exposed: June 1 to RLS 9B*



CONNEALY ONWARD
SIRE: SITZ UPWARD 307R
SITZ VALUE 7097

CONNEALY LEAD ON
ALTUNE OF CONANGA 6104
SITZ VALUE 7097
SITZ HENRIETTA PRIDE 1370

K C PRIME TIME 6029 95
DAM: UBAR 12U ERICA
UBAR ROSEBUD 23-4

LEACHMAN RIGHT TIME
HOFF VALEDICTORIAN S C 19
Q A S TRAVELER 23-4
JOHNSTON 12U ANNIE K 056F

BW	WW	YW	Milk	TM	CE	MCE	REA	Marb	Fat
+0.4	+45	+90	+17	+40	+8.0	+11.0	+0.41	+0.44	+0.053

LOT
116

BKLK Moonshine 113X

Female BKLK 113X 7 Feb 2010 1584522

Exposed: June 1 to RLS 12Y

S S TRAVELER 6807 T510
SIRE: S S OBJECTIVE T510 OT26
S S MISS RITA R011 7R8

D H D TRAVELER 6807
S S MISS HI SPADE A114
S S RITO RITO R76 R011
S S MISS ULTRESS U56

RIVERBEND BLUEPRINT L24
DAM: SCR ENCHANTRESS ERICA 60905
SCR ENCHANTRESS ERICA 452

BON VIEW NEW DESIGN 1407
ROCKY MT LUCY 057
VERMILION DATELINE 7078
S A ENCHANTRESS ERICA 928

BW	WW	YW	Milk	TM	CE	MCE	REA	Marb	Fat
+1.2	+53	+104	+18	+45	+8.0	+9.0	+0.34	+0.58	-0.041

LOT
117

Sandy Creek Royal Lady 17/10

Female LSC 17X 9 Apr 2010 1557826

*AI'd: May 21 to RB Tour of Duty
Exposed: June 28 to RLS 9B*

MOHNEN DYNAMITE 1356
SIRE: PEAK DOT DYNAMITE 34U
DIVINA OF PEAK DOT 541S

BALDRIDGE KABOOM K243 KCF
MOHNEN JILT 910
S A V 004 PREDOMINANT 4438
DIVISION OF PEAK DOT 764L

S A V INITIATIVE 4406
DAM: SANDY CREEK ROYAL LADY 53'08
SANDY CREEK ROYAL LADY 53'08

S A V 8180 TRAVELER 004
S A V MISS BOBBIE 0405
LEACHMAN RIGHT TIME
SANDY CREEK ROYAL LADY 26'96

BW	WW	YW	Milk	TM	CE	MCE	REA	Marb	Fat
+1.5	+45	+81	+17	+40	+6.0	+11.0	+0.25	+0.15	+0.021



LOT
118

Sandy Creek Blackdrop 26/10

Female LSC 26X 26 Apr 2010 1557778

AIed: May 21 to PA Power Tool

Exposed: June 1 to RLS 21B



HIGH VALLEY 4C6 AMBUSH
SIRE: BAD LANDS AMBUSH 37N
BAD LANDS LADY 805H

PARAMOUNT AMBUSH 2172
HIGH VALLEY GLORIA 1Q2
BON VIEW PARAGON 2108
BAD LANDS LADY 637F

N BAR EMULATION EXT
DAM: SANDY CREEK BLACKDROP 49'02
SANDY CREEK BLACKDROP 30'00

EMULATION N BAR 5522
N BAR PRIMROSE 2424
TC ADVANTAGE
SANDY CREEK BLACKCAP 11'98

BW	WW	YW	Milk	TM	CE	MCE	REA	Marb	Fat
+0.1	+39	+70	+16	+36	+10.0	+15.0	-0.08	+0.35	+0.015

LOT
119

Sandy Creek Blackdrop 14/10

Female LSC 14X 31 Mar 2010 1557814

Exposed: June 1 to RLS 12Y

HIGH VALLEY 4C6 AMBUSH
SIRE: BAD LANDS AMBUSH 37N
BAD LANDS LADY 805H

PARAMOUNT AMBUSH 2172
HIGH CALLEY GLORIA 1Q2
BON VIEW PARAGON 2108
BAD LANDS LADY 637F

S A V INITIATIVE 4406
DAM: SANDY CREEK BLACKDROP 8T
SANDY CREEK BLACKDROP 49'02

S A V 8180 TRAVELER 004
S A V MISS BOBBIE 0405
N BAR EMULATION EXT
SANDY CREEK BLACKDROP 30'00

BW	WW	YW	Milk	TM	CE	MCE	REA	Marb	Fat
+1.5	+42	+77	+18	+39	+6.0	+10.0	+0.16	+0.40	+0.040

LOT
120

Sandy Creek Pride 20/10

Female LSC 20X 9 Apr 2010 1557825

Exposed: June 1 to RLS 12Y



H A IMAGE MAKER 0415
SIRE: SANDY CREEK IMAGE MAKER 53T
SANDY CREEK BUXOM 9'05

HERO 6267 OF R R 2418
H A RITO BLACKCAP 9038
BAD LANDS AMBUSH 37N
SANDY CREEK BUXOM 22'99

H A IMAGE MAGER 0415
DAM: SANDY CREEK PRIDE 47'08
SANDY CREEK PRIDE 59S

HERO 6267 OF R R 2418
H A RITO BLACKCAP 9038
SANDY CREEK RIGHT TIME 8'03
ROYAL PRIDE 2C

BW	WW	YW	Milk	TM	CE	MCE	REA	Marb	Fat
+1.4	+44	+71	+22	+44	+6.0	+6.0	-0.02	+0.03	+0.001



LOT
121

Sandy Creek Primrose 12/10

Female LSC 12X 28 Mar 2010 1557816

*AI'd: May 21 to RB Tour of Duty
Exposed: June 1 to RLS 12Y*

HIGH VALLEY 4C6 AMBUSH
SIRE: BAD LANDS AMBUSH 37N
BAD LANDS LADY 805H

PARAMOUNT AMBUSH 2172
HIGH VALLEY GLORIA 1Q2
BON VIEW PARAGON 2108
BAD LANDS LADY 637F

LEACHMAN RIGHT TIME
DAM: SANDY CREEK PRIMROSE 23T
ASPELUND PRIMROSE 102H

N BAR EMULATION EXT
LEACHMAN ERICA 0025
MINBURN DANCER 76C
ISLA BANK PRIMROSE 13D

BW	WW	YW	Milk	TM	CE	MCE	REA	Marb	Fat
+1.7	+38	+66	+14	+33	+4.0	+7.0	-0.04	0.00	+0.012

LOT
122

Sandy Creek Blackdrop 73W

Female LSC 73W 8 Mar 2009 1495394

Exposed: June 1 to RLS 21B



HIGH VALLEY 4C6 AMBUSH
SIRE: BAD LANDS AMBUSH 37N
BAD LANDS LADY 805H

PARAMOUNT AMBUSH 2172
HIGH VALLEY GLORIA 1Q2
BON VIEW PARAGON 2108
BAD LANDS LADY 637F

TC ADVANTAGE
DAM: SANDY CREEK BLACKRRROP 30'00
SANDY CREEK BLACKCAP 11'98

KREUGERRAND OF DONAMERE 490
TC PRIDE 2010
MINERTS FORTUNE 2000
LSC MISS BLACKCAP 5'92

BW	WW	YW	Milk	TM	CE	MCE	REA	Marb	Fat
-0.9	+27	+54	+13	+27	+13.0	+16.0	+0.08	+0.20	+0.005

LOT
123

Sandy Creek Gertie 63W

Female LSC 63W 1 Mar 2009 1495406

Exposed: July 1 to RLS 12Y



PAPA FORTE 1921
SIRE: WOODHILL FORESIGHT
BON VIEW GAMMER 85

PAPA OPTIMA 9818
PAPA ENVIOUS BLACKBIRD 8832
BON VIEW BANDO 598
BON VIEW GAMMER 233

N BAR EMULATION EXT
DAM: SANDY CREEK GERTIE 52'02
SANDY CREEK GERTIE 26'97

EMULATION N BAR 5522
N BAR PRIMROSE 2424
LSC AEROSTAR 11'93
R M GERTIE 99'91

BW	WW	YW	Milk	TM	CE	MCE	REA	Marb	Fat
+2.8	+40	+72	+23	+43	0.0	+8.0	-0.12	+0.27	-0.003

Elite Dam since 2016



LOT
124

Sandy Creek Tibbie 95W

Female LSC 95W 19 Apr 2009 1495440

Exposed: June 1 to RLS 21B

S A V INITIATIVE 4406
SIRE: SANDY CREEK INITIATIVE 69T
 SANDY CREEK PRIDE 58'02

S A V 8180 TRAVELER 004
 S A V MISS BOBBIE 0405
 N BAR EMULATION EXT
 ASPELUND PRIDE 99H

SANDY CREEK RIGHT TIME 8'03
DAM: SANDY CREEK TIBBIE 99S
 SANDY CREEK TIBBIE 47'02

LEACHMAN RIGHT TIME
 ASPELUND PRIMROSE 102H
 G A R BINGO 4192
 SANDY CREEK TIBBIE 45'00

BW	WW	YW	Milk	TM	CE	MCE	REA	Marb	Fat
+2.7	+37	+69	+21	+40	+3.0	+10.0	+0.05	+0.19	+0.032

LOT
125

Sandy Creek Elba 60W

Female LSC 60W 26 Feb 2009 1495403

*AI'd: May 21 to SAV Ten Speed
Exposed: June 1 to RLS 9B*

SITZ TRAVELER 8180
SIRE: S A V FINAL ANSWER 0035
 S A V EMULOUS 8145

G D A R TRAVELER 71
 SITZ EVERELDA ENTENSE 1137
 BON VIEW BANDO 598
 S A V SKY EMULOUS 2124

SANDY CREEK EMULATION 5'98
DAM: SANDY CREEK ELBA 31'01
 LSC MISS ELBA 18'93

N BAR EMULATION EXT
 R M GERTIE 99'91
 FAQ AEROSTAR 31R 16Z
 WILLABAR ELBA 5U

BW	WW	YW	Milk	TM	CE	MCE	REA	Marb	Fat
+0.1	+35	+64	+8	+26	+6.0	+8.0	+0.29	+0.21	+0.066

LOT
126

Sandy Creek Royal Lady 78W

Female LSC 78W 13 Mar 2009 1495415

*AI'd: May 21 to SAV Ten Speed
Exposed: June 1 to RLS 9B*



HIGH VALLEY 4C6 AMBUSH
SIRE: BAD LANDS AMBUSH
 BAD LANDS LADY 805H

TC ADVANTAGE
DAM: SANDY CREEK ROYAL LADY 80'03
 SANDY CREEK ROYAL LADY 22'01

PARAMONT AMBUSH 2172
 HIGH VALLEY GLORIA 1Q2
 BON VIEW PARAGON 2108
 BAD LANDS LADY 637F

KRUGERRAND OF DONAMERE 490
 TC PRIDE 2010
 G A R BINGO 4192
 SANDY CREEK ROYAL LADY 12'99

BW	WW	YW	Milk	TM	CE	MCE	REA	Marb	Fat
+0.4	+31	+64	+15	+31	+9.0	+12.0	+0.04	+0.10	+0.005





LOT
127

Sandy Creek Pride 79W

Exposed: June 1 to RLS 12Y

Female LSC 79W 13 Mar 2009 1495409

HIGH VALLEY 4C6 AMBUSH

PARAMONT AMBUSH 2172

SIRE: BAD LANDS AMBUSH 37N

HIGH VALLEY GLORIA 1Q2

BAD LANDS LADY 805H

BON VIEW PARAGON 2108

BAD LANDS LADY 637F

N BAR EMULATION EXT

EMULATION N BAR 5522

DAM: SANDY CREEK PRIDE 58'02

N BAR PRIMROSE 2424

ASPELUND PRIDE 99H

MINBURN DANCER 76C

ISLA BANK PRIDE 7D

BW	WW	YW	Milk	TM	CE	MCE	REA	Marb	Fat
-0.5	+32	+58	+10	+26	+11.0	+15.0	+0.06	+0.19	+0.039

LOT
128

Sandy Creek Rito Ever 91W

Exposed: June 1 to RLS 12Y

Female LSC 91W 5 Apr 2009 1495393



HIGH VALLEY 4C6 AMBUSH

PARAMONT AMBUSH 2172

SIRE: BAD LANDS AMBUSH 37N

HIGH VALLEY GLORIA 1Q2

BAD LANDS LADY 805H

BON VIEW PARAGON 2108

BAD LANDS LADY 637F

C A R FREDERICK 722

N BAR EMULATION EXT

DAM: Z O E RITO EVER 9202

LADY TRAVELER 310 C A R

Z O E RITO EVER 605

G D A R QUANTUM 1245

D H L L RITO EVER 1713

BW	WW	YW	Milk	TM	CE	MCE	REA	Marb	Fat
+3.3	+33	+55	+17	+34	+1.0	+6.0	+0.05	+0.18	+0.019

LOT
129

Sandy Creek Janette 87W

APed: May 21 to Vision Unanimous

Exposed: June 1 to RLS 21B

Female LSC 87W 22 Mar 2009 1495432

SPRUCE VEIW ZEB 76N

GEIS ACHIEVER 76'01

SIRE: BAND LANDS ZEB 21R

SPRUCE VIEW JESTRESS 28B

BAD LANDS BLACKCAP 121L

RR BENTLEY 779F

BAD LANDS BLACKCAP 971J

BAD LANDS AMBUSH 37N

HIGH VALLEY 4C6 AMBUSH

DAM: SANDY CREEK JANETTE 77S

BAD LANDS LADY 805H

SANDY CREEK JANETTE 59'02

N BAR EMULATION EXT

SANDY CREEK JANETTE 5'97

BW	WW	YW	Milk	TM	CE	MCE	REA	Marb	Fat
+1.1	+31	+45	+24	+40	+6.0	+6.0	0.00	-0.04	+0.010



LOT
130

Avas Shamrock of BK Lake 4U

Female BKLK 4U 22 Jan 2008 1441442

*AI'd: May 21 to PA Power Tool
Exposed: June 1 to RLS 21B*

BON VIEW NEW DESIGN 1407	B/R NEW DESIGN 036
SIRE: SHAMROCK NEW DESIGN 1793	BON VIEW PRIDE 664
SHAMROCK BEEBE QUEEN 460 E1L	S A F FOCUS OF E R
	T A R BEEBE QUEEN 576 E26D
VERMILION PAYWEIGHT J847	VERMILION DATELINE 7078
DAM: STEVENSON ELINE ERICA 407S	VERMILION LASS 7969
STEVENSON ELINE ERICA P248	STEVENSON NEW DESIGN 0062
	STEVENSON ELINE ERICA M928

BW	WW	YW	Milk	TM	CE	MCE	REA	Marb	Fat
+0.6	+46	+81	+24	+47	+5.0	+12.0	+0.15	+0.53	-0.017

LOT
131

Remington Annie 516U

Female RCC 516U 28 Sept 2008 1528344

*AI'd: May 21 to PA Power Tool
Exposed: June 1 to RLS 9B*



RCC 516U with calf RLS 41D

S A V NET WORTH 4200
SIRE: BKLK INTIMIDATION 136X
STEVENSON ELINE ERICA 407S
S A V NET WORTH 4200
SIRE: BKLK INTIMIDATION 136X
STEVENSON ELINE ERICA 407S

S A V 8180 TRAVELER 004
S A V MAY 2410
VERMILION PAYWEIGHT J847
STEVENSON ELINE ERICA P248
LONE STAR COALITION 28S
LONE STAR CINDY 8S
BAD LANDS AMBUSH 37N
SANDY CREEK ANNIE K 73'03



BW	WW	YW	Milk	TM	CE	MCE	REA	Marb	Fat
+2.7	+37	+70	+19	+38	+3.0	+6.0	+0.28	+0.77	+0.003





COMMERCIAL BRED HEIFERS



200+ powerful, top-end, bred commercial heifers from three different reputation ranches in Alberta and Saskatchewan. The heifers were purchased as calves from Crowbute Ranch in Patricia, Alberta, Castleland Ranch in Beechy, Saskatchewan, and Osadczuk Cattle Co. in Jenner, Alberta. The heifers are bred to proven easy calving Black Angus Bulls with top EPDs raised by us at Rafter Lasy S.





Sale Terms & Conditions

Terms:

The terms of the sale are cash or cheque payable at par to Balog Auction Services Ltd. Lethbridge, AB unless prior arrangements are made with the seller. The right of property shall not pass until full settlement is made. All arrangements and settlements must be made with the clerks of the sale before any cattle will be released.

Bids

Every animal entering the sale ring will be sold to the highest bidder. A floor price will apply to each animal consigned.

Disputes

In case of disputes, bidding will be reopened between the parties involved. If no further bid is made, the buyer will be the person from whom the auctioneer accepted the last bid.

Purchaser's Risk

Each animal becomes the risk of the purchaser as soon as sold.

Announcements

Errors discovered in the catalogue will be corrected by announcements from the Auction Stand at the sale time and such corrections will take precedence over the printed matter in the catalogue.

Certificate of Registry

A certificate of registry duly transferred will be furnished to the buyer for each animal after settlement is made.

Shipping

Assistance will be given in making shipment after the sale but no risk is assumed by Balog Auction Services Ltd., or the seller. Expenses incurred are the responsibility of the purchaser. Purchasers are requested to furnish shipping instructions when making settlement. Any additional expenses are the responsibility of the buyer, including duty, brokerage fees, etc.

Buyers Guarantee

Everything possible has been done to assure that every animal in this sale will be a breeder. Livestock Veterinary Services semen tested and physically evaluated every bull. And pregnancy tests were administered by Foothill Veterinary Clinic and Livestock Veterinary Services to all bred females. However, should a problem arise, please inform the seller so further arrangements may be made.

Accidents

Although every precaution will be taken to protect the safety and comfort of buyers, neither the sales manager, auctioneer nor any owner assumes any responsibility in this matter and disclaims any liability, legal or otherwise, in the event of accident or loss of property.

Liability

Balog Auction Services Ltd. are acting as agents only and assume no responsibility for representations made by the seller. Purchasers must look to the seller for fulfillment of all guarantees and representations made hereunder.

Thank You!





Rafter Lazy S

Black Angus Breeders

Box 4 Site 4, Cardston, AB

T0K 0K0